

# Product Datasheet

## AFAP1L2 Antibody (2H6D1) - BSA Free NBP2-61836

Unit Size: 0.1 ml

Store at 4C short term. Aliquot and store at -20C long term. Avoid freeze-thaw cycles.

[www.novusbio.com](http://www.novusbio.com)



[technical@novusbio.com](mailto:technical@novusbio.com)

Protocols, Publications, Related Products, Reviews, Research Tools and Images at:  
[www.novusbio.com/NBP2-61836](http://www.novusbio.com/NBP2-61836)

Updated 9/9/2025 v.20.1

Earn rewards for product  
reviews and publications.

Submit a publication at [www.novusbio.com/publications](http://www.novusbio.com/publications)

Submit a review at [www.novusbio.com/reviews/destination/NBP2-61836](http://www.novusbio.com/reviews/destination/NBP2-61836)



**NBP2-61836**

AFAP1L2 Antibody (2H6D1) - BSA Free

**Product Information**

<b>Unit Size</b>	0.1 ml
<b>Concentration</b>	1 mg/ml
<b>Storage</b>	Store at 4C short term. Aliquot and store at -20C long term. Avoid freeze-thaw cycles.
<b>Clonality</b>	Monoclonal
<b>Clone</b>	2H6D1
<b>Preservative</b>	0.05% Sodium Azide
<b>Isotype</b>	IgG1
<b>Purity</b>	Protein G purified
<b>Buffer</b>	PBS
<b>Target Molecular Weight</b>	91.3 kDa

**Product Description**

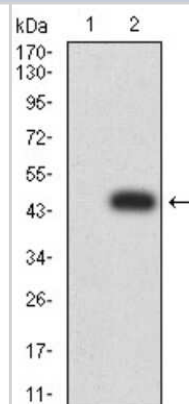
<b>Description</b>	Novus Biologicals Mouse AFAP1L2 Antibody (2H6D1) - BSA Free (NBP2-61836) is a monoclonal antibody validated for use in WB, ELISA and Flow. All Novus Biologicals antibodies are covered by our 100% guarantee.
<b>Host</b>	Mouse
<b>Gene ID</b>	84632
<b>Gene Symbol</b>	AFAP1L2
<b>Species</b>	Human
<b>Immunogen</b>	Purified recombinant fragment of human AFAP1L2 (AA: 674-818) expressed in E. Coli.

**Product Application Details**

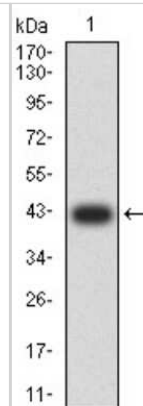
<b>Applications</b>	Western Blot, ELISA, Flow Cytometry
<b>Recommended Dilutions</b>	Western Blot 1:500-1:2000, Flow Cytometry 1:200-1:400, ELISA 1:10000

**Images**

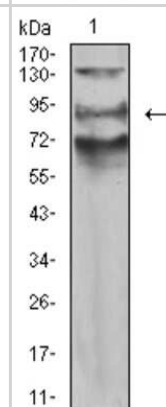
Western Blot: AFAP1L2 Antibody (2H6D1) [NBP2-61836] - Analysis using AFAP1L2 mAb against HEK293 (1) and AFAP1L2 (AA: 674-818)-hlgGfc transfected HEK293 (2) cell lysate.



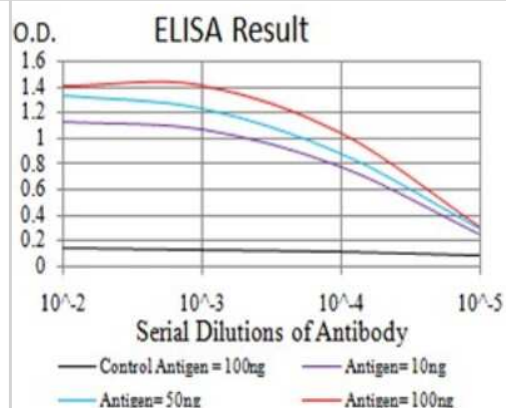
Western Blot: AFAP1L2 Antibody (2H6D1) [NBP2-61836] - Analysis using AFAP1L2 mAb against human AFAP1L2 (AA: 674-818) recombinant protein. (Expected MW is 42.1 kDa)



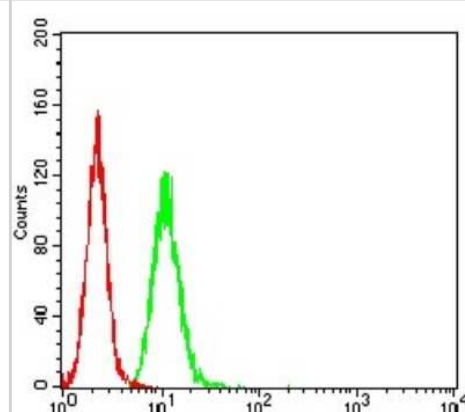
Western Blot: AFAP1L2 Antibody (2H6D1) [NBP2-61836] - Analysis using AFAP1L2 mouse mAb against A549 (1) cell lysate.



ELISA: AFAP1L2 Antibody (2H6D1) [NBP2-61836] - Black line: Control Antigen (100 ng); Purple line: Antigen (10ng); Blue line: Antigen (50 ng); Red line: Antigen (100 ng)



ELISA: AFAP1L2 Antibody (2H6D1) [NBP2-61836] - Analysis of Hela cells using AFAP1L2 mouse mAb (green) and negative control (red).





### **Novus Biologicals USA**

10730 E. Briarwood Avenue  
Centennial, CO 80112  
USA  
Phone: 303.730.1950  
Toll Free: 1.888.506.6887  
Fax: 303.730.1966  
nb-customerservice@bio-techne.com

### **Bio-Techne Canada**

21 Canmotor Ave  
Toronto, ON M8Z 4E6  
Canada  
Phone: 905.827.6400  
Toll Free: 855.668.8722  
Fax: 905.827.6402  
canada.inquires@bio-techne.com

### **Bio-Techne Ltd**

19 Barton Lane  
Abingdon Science Park  
Abingdon, OX14 3NB, United Kingdom  
Phone: (44) (0) 1235 529449  
Free Phone: 0800 37 34 15  
Fax: (44) (0) 1235 533420  
info.EMEA@bio-techne.com

### **General Contact Information**

[www.novusbio.com](http://www.novusbio.com)  
Technical Support: nb-technical@bio-techne.com  
Orders: nb-customerservice@bio-techne.com  
General: novus@novusbio.com

### **Products Related to NBP2-61836**

HAF007	Goat anti-Mouse IgG Secondary Antibody [HRP]
NB720-B	Rabbit anti-Mouse IgG (H+L) Secondary Antibody [Biotin]
NBP1-97005-0.5mg	Mouse IgG1 Isotype Control (MG1)
NBP1-84859PEP	AFAP1L2 Recombinant Protein Antigen

### **Limitations**

This product is for research use only and is not approved for use in humans or in clinical diagnosis. Primary Antibodies are guaranteed for 1 year from date of receipt.

For more information on our 100% guarantee, please visit [www.novusbio.com/guarantee](http://www.novusbio.com/guarantee)

Earn gift cards/discounts by submitting a review: [www.novusbio.com/reviews/submit/NBP2-61836](http://www.novusbio.com/reviews/submit/NBP2-61836)

Earn gift cards/discounts by submitting a publication using this product:  
[www.novusbio.com/publications](http://www.novusbio.com/publications)

