

Product Datasheet

Isocitrate Dehydrogenase 1/IDH1 Antibody (7G8A1) - BSA Free NBP2-61795

Unit Size: 0.1 ml

Store at 4C short term. Aliquot and store at -20C long term. Avoid freeze-thaw cycles.

www.novusbio.com



technical@novusbio.com

Protocols, Publications, Related Products, Reviews, Research Tools and Images at:
www.novusbio.com/NBP2-61795

Updated 1/19/2026 v.20.1

Earn rewards for product reviews and publications.

Submit a publication at www.novusbio.com/publications

Submit a review at www.novusbio.com/reviews/destination/NBP2-61795



NBP2-61795

Isocitrate Dehydrogenase 1/IDH1 Antibody (7G8A1) - BSA Free

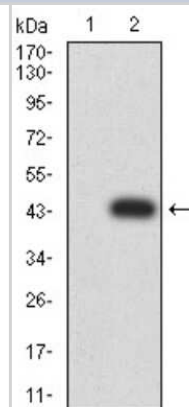
Product Information	
Unit Size	0.1 ml
Concentration	1 mg/ml
Storage	Store at 4C short term. Aliquot and store at -20C long term. Avoid freeze-thaw cycles.
Clonality	Monoclonal
Clone	7G8A1
Preservative	0.05% Sodium Azide
Isotype	IgG1
Purity	Protein G purified
Buffer	PBS

Product Description	
Description	Novus Biologicals Mouse Isocitrate Dehydrogenase 1/IDH1 Antibody (7G8A1) - BSA Free (NBP2-61795) is a monoclonal antibody validated for use in WB, ELISA, Flow and ICC/IF. All Novus Biologicals antibodies are covered by our 100% guarantee.
Host	Mouse
Gene ID	3417
Gene Symbol	IDH1
Species	Human, Mouse, Monkey
Immunogen	Purified recombinant fragment of human Isocitrate Dehydrogenase 1/IDH1 (AA: 156-298) expressed in E. Coli.

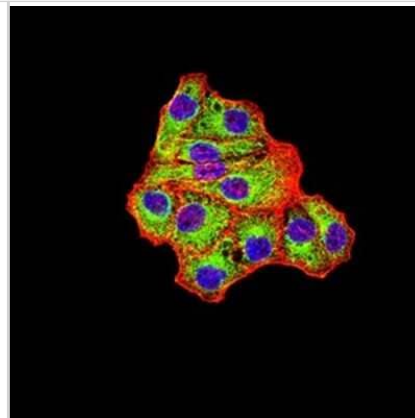
Product Application Details	
Applications	Western Blot, ELISA, Flow Cytometry, Immunocytochemistry/ Immunofluorescence
Recommended Dilutions	Western Blot 1:500-1:2000, Flow Cytometry 1:200-1:400, ELISA 1:10000, Immunocytochemistry/ Immunofluorescence 1:50-1:250

Images

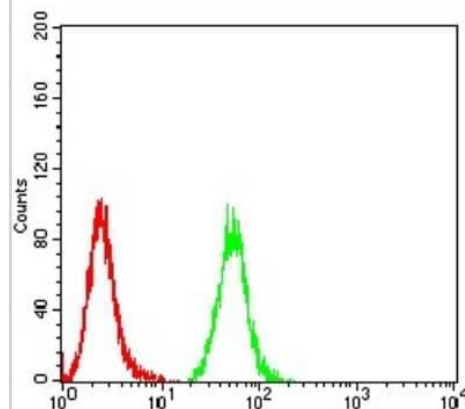
Western Blot: Isocitrate Dehydrogenase 1/IDH1 Antibody (7G8A1) [NBP2-61795] - Analysis using IDH1 mAb against HEK293 (1) and IDH1 (AA: 156-298)-hlgGfc transfected HEK293 (2) cell lysate.



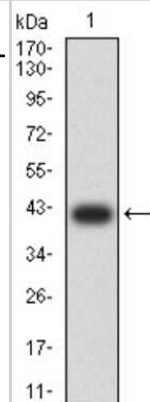
Immunocytochemistry/Immunofluorescence: Isocitrate Dehydrogenase 1/IDH1 Antibody (7G8A1) [NBP2-61795] - Analysis of Hela cells using IDH1 mouse mAb (green). Blue: DRAQ5 fluorescent DNA dye. Red: Actin filaments have been labeled with Alexa Fluor- 555 phalloidin. Goat anti-Mouse IgG (H+L) DyLight 488 secondary antibody was used.



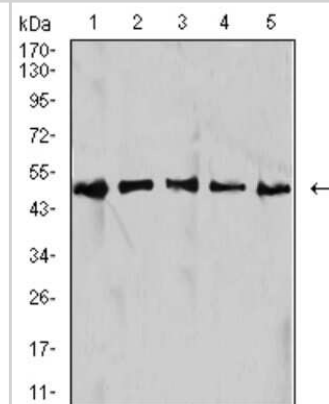
Flow Cytometry: Isocitrate Dehydrogenase 1/IDH1 Antibody (7G8A1) [NBP2-61795] - Analysis of Hela cells using IDH1 mouse mAb (green) and negative control (red).



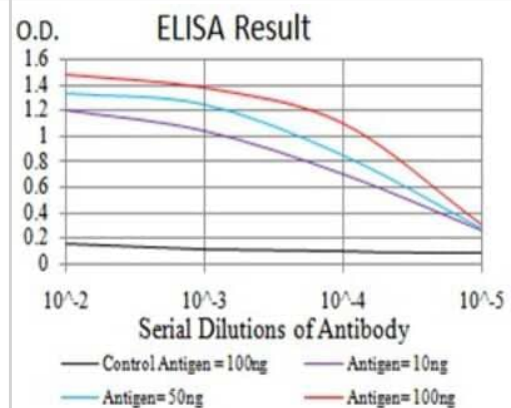
Western Blot: Isocitrate Dehydrogenase 1/IDH1 Antibody (7G8A1) [NBP2-61795] - Analysis using IDH1 mAb against human IDH1 (AA: 156-298) recombinant protein. (Expected MW is 41.8 kDa)



Western Blot: Isocitrate Dehydrogenase 1/IDH1 Antibody (7G8A1) [NBP2-61795] - Analysis using IDH1 mouse mAb against HepG2 (1), NIH/3T3 (2), C2C12 (3), COS7 (4), and SW480 (5) cell lysate.



ELISA: Isocitrate Dehydrogenase 1/IDH1 Antibody (7G8A1) [NBP2-61795] - Black line: Control Antigen (100 ng);Purple line: Antigen (10ng); Blue line: Antigen (50 ng); Red line:Antigen (100 ng)





Novus Biologicals USA

10730 E. Briarwood Avenue
Centennial, CO 80112
USA
Phone: 303.730.1950
Toll Free: 1.888.506.6887
Fax: 303.730.1966
nb-customerservice@bio-techne.com

Bio-Techne Canada

21 Canmotor Ave
Toronto, ON M8Z 4E6
Canada
Phone: 905.827.6400
Toll Free: 855.668.8722
Fax: 905.827.6402
canada.inquires@bio-techne.com

Bio-Techne Ltd

19 Barton Lane
Abingdon Science Park
Abingdon, OX14 3NB, United Kingdom
Phone: (44) (0) 1235 529449
Free Phone: 0800 37 34 15
Fax: (44) (0) 1235 533420
info.EMEA@bio-techne.com

General Contact Information

www.novusbio.com
Technical Support: nb-technical@bio-techne.com
Orders: nb-customerservice@bio-techne.com
General: novus@novusbio.com

Products Related to NBP2-61795

NBP2-33376H	Blue Marker Antibody (6F4-F6) [HRP]
HAF007	Goat anti-Mouse IgG Secondary Antibody [HRP]
NB7539	Goat anti-Mouse IgG (H+L) Secondary Antibody [HRP]
NBP1-97005-0.5mg	Mouse IgG1 Isotype Control (MG1)

Limitations

This product is for research use only and is not approved for use in humans or in clinical diagnosis. Primary Antibodies are guaranteed for 1 year from date of receipt.

For more information on our 100% guarantee, please visit www.novusbio.com/guarantee

Earn gift cards/discounts by submitting a review: www.novusbio.com/reviews/submit/NBP2-61795

Earn gift cards/discounts by submitting a publication using this product:
www.novusbio.com/publications

