

Product Datasheet

PAK3 Antibody (4G8A5) - BSA Free NBP2-61767

Unit Size: 0.1 ml

Store at 4C short term. Aliquot and store at -20C long term. Avoid freeze-thaw cycles.

www.novusbio.com



technical@novusbio.com

Protocols, Publications, Related Products, Reviews, Research Tools and Images at:
www.novusbio.com/NBP2-61767

Updated 9/9/2025 v.20.1

Earn rewards for product
reviews and publications.

Submit a publication at www.novusbio.com/publications

Submit a review at www.novusbio.com/reviews/destination/NBP2-61767



NBP2-61767

PAK3 Antibody (4G8A5) - BSA Free

Product Information	
Unit Size	0.1 ml
Concentration	1 mg/ml
Storage	Store at 4C short term. Aliquot and store at -20C long term. Avoid freeze-thaw cycles.
Clonality	Monoclonal
Clone	4G8A5
Preservative	0.05% Sodium Azide
Isotype	IgG1
Purity	Protein G purified
Buffer	PBS
Target Molecular Weight	62.3 kDa

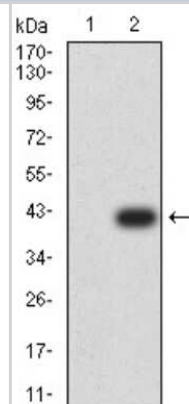
Product Description	
Description	Novus Biologicals Mouse PAK3 Antibody (4G8A5) - BSA Free (NBP2-61767) is a monoclonal antibody validated for use in WB and ELISA. All Novus Biologicals antibodies are covered by our 100% guarantee.
Host	Mouse
Gene ID	5063
Gene Symbol	PAK3
Species	Human
Immunogen	Purified recombinant fragment of human PAK3 (AA: 1-100) expressed in E. Coli.

Product Application Details	
Applications	Western Blot, ELISA
Recommended Dilutions	Western Blot 1:100-1:2000, ELISA 1:100-1:2000

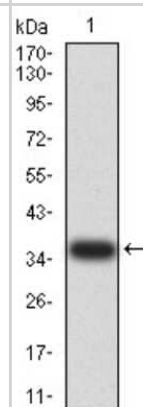


Images

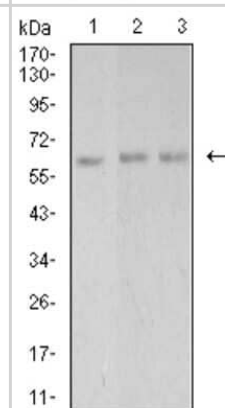
Western Blot: PAK3 Antibody (4G8A5) [NBP2-61767] - Analysis using PAK3 mAb against HEK293 (1) and PAK3 (AA: 1-100)-hlgGFc transfected HEK293 (2) cell lysate.



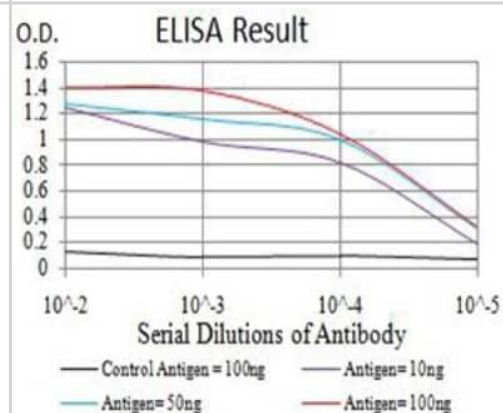
Western Blot: PAK3 Antibody (4G8A5) [NBP2-61767] - Analysis using PAK3 mAb against human PAK3 (AA: 1-100) recombinant protein. (Expected MW is 37 kDa)



Western Blot: PAK3 Antibody (4G8A5) [NBP2-61767] - Analysis using PAK3 mouse mAb against Hela (1), SK-N-SH (2), and T47D (3) cell lysate.



ELISA: PAK3 Antibody (4G8A5) [NBP2-61767] - Black line: Control Antigen (100 ng); Purple line: Antigen (10ng); Blue line: Antigen (50 ng); Red line: Antigen (100 ng)





Novus Biologicals USA

10730 E. Briarwood Avenue
Centennial, CO 80112
USA
Phone: 303.730.1950
Toll Free: 1.888.506.6887
Fax: 303.730.1966
nb-customerservice@bio-techne.com

Bio-Techne Canada

21 Canmotor Ave
Toronto, ON M8Z 4E6
Canada
Phone: 905.827.6400
Toll Free: 855.668.8722
Fax: 905.827.6402
canada.inquires@bio-techne.com

Bio-Techne Ltd

19 Barton Lane
Abingdon Science Park
Abingdon, OX14 3NB, United Kingdom
Phone: (44) (0) 1235 529449
Free Phone: 0800 37 34 15
Fax: (44) (0) 1235 533420
info.EMEA@bio-techne.com

General Contact Information

www.novusbio.com
Technical Support: nb-technical@bio-techne.com
Orders: nb-customerservice@bio-techne.com
General: novus@novusbio.com

Products Related to NBP2-61767

HAF007	Goat anti-Mouse IgG Secondary Antibody [HRP]
NB720-B	Rabbit anti-Mouse IgG (H+L) Secondary Antibody [Biotin]
NBP1-97005-0.5mg	Mouse IgG1 Isotype Control (MG1)
H00005063-Q01-10ug	Recombinant Human PAK3 GST (N-Term) Protein

Limitations

This product is for research use only and is not approved for use in humans or in clinical diagnosis. Primary Antibodies are guaranteed for 1 year from date of receipt.

For more information on our 100% guarantee, please visit www.novusbio.com/guarantee

Earn gift cards/discounts by submitting a review: www.novusbio.com/reviews/submit/NBP2-61767

Earn gift cards/discounts by submitting a publication using this product:
www.novusbio.com/publications

