

Product Datasheet

Cytokeratin 10 Antibody (3C2F5) - BSA Free NBP2-61736

Unit Size: 0.1 ml

Store at 4C short term. Aliquot and store at -20C long term. Avoid freeze-thaw cycles.

www.novusbio.com



technical@novusbio.com

Publications: 3

Protocols, Publications, Related Products, Reviews, Research Tools and Images at:
www.novusbio.com/NBP2-61736

Updated 10/23/2024 v.20.1

Earn rewards for product
reviews and publications.

Submit a publication at www.novusbio.com/publications

Submit a review at www.novusbio.com/reviews/destination/NBP2-61736



NBP2-61736

Cytokeratin 10 Antibody (3C2F5) - BSA Free

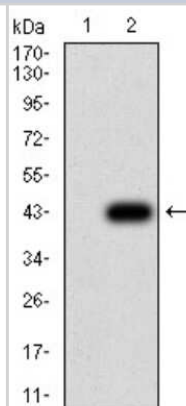
Product Information	
Unit Size	0.1 ml
Concentration	1 mg/ml
Storage	Store at 4C short term. Aliquot and store at -20C long term. Avoid freeze-thaw cycles.
Clonality	Monoclonal
Clone	3C2F5
Preservative	0.05% Sodium Azide
Isotype	IgG1
Purity	Protein G purified
Buffer	PBS
Target Molecular Weight	58.8 kDa

Product Description	
Host	Mouse
Gene ID	3858
Gene Symbol	KRT10
Species	Human, Mouse, Rat, Monkey
Immunogen	Purified recombinant fragment of human Cytokeratin 10 (AA: 345-454) expressed in E. Coli.

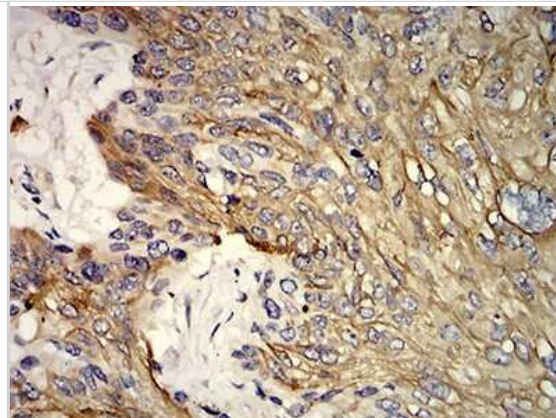
Product Application Details	
Applications	Western Blot, ELISA, Flow Cytometry, Immunohistochemistry, Immunohistochemistry-Paraffin
Recommended Dilutions	Western Blot 1:100-1:2000, Flow Cytometry 1:10-1:1000, ELISA 1:100-1:2000, Immunohistochemistry 1:10-1:500, Immunohistochemistry-Paraffin 1:200 - 1:1000

Images

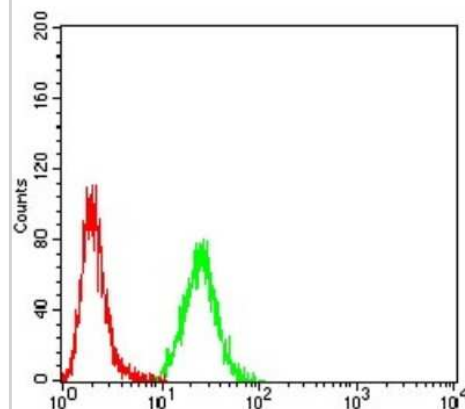
Western Blot: Cytokeratin 10 Antibody (3C2F5) [NBP2-61736] - Analysis using KRT10 mAb against HEK293 (1) and KRT10 (AA: 345-454)-hlgGfc transfected HEK293 (2) cell lysate.



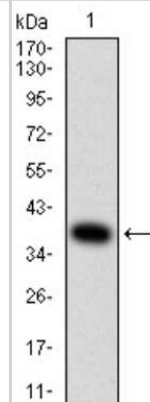
Immunohistochemistry-Paraffin: Cytokeratin 10 Antibody (3C2F5) [NBP2-61736] - Analysis of esophageal cancer tissues using KRT10 mouse mAb with DAB staining.



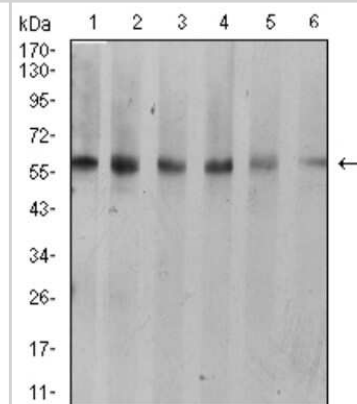
Flow Cytometry: Cytokeratin 10 Antibody (3C2F5) [NBP2-61736] - Analysis of Hela cells using KRT10 mouse mAb (green) and negative control (red).



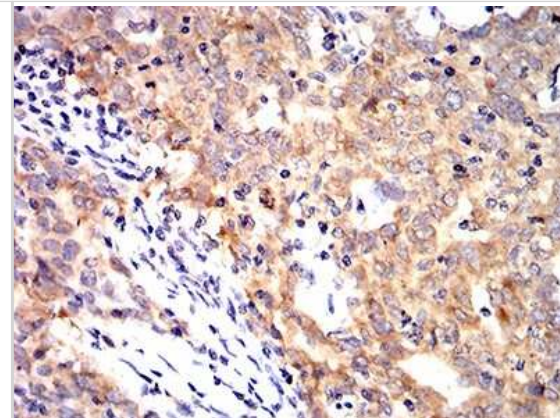
Western Blot: Cytokeratin 10 Antibody (3C2F5) [NBP2-61736] - Analysis using KRT10 mAb against human KRT10 (AA: 345-454) recombinant protein. (Expected MW is 38.7 kDa)



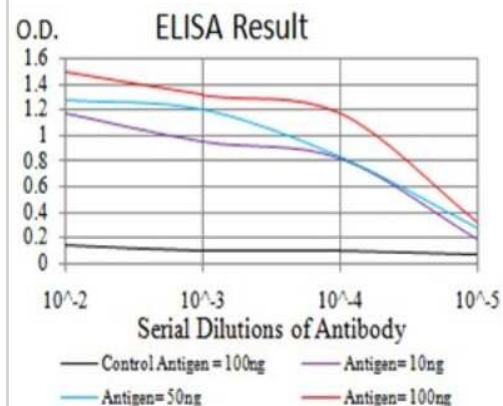
Western Blot: Cytokeratin 10 Antibody (3C2F5) [NBP2-61736] - Analysis using KRT10 mouse mAb against A431 (1), C6 (2), COS7 (3), Jurkat (4), NIH/3T3 (5), and HEK293 (6) cell lysate.



Immunohistochemistry-Paraffin: Cytokeratin 10 Antibody (3C2F5) [NBP2-61736] - Analysis of breast cancer tissues using KRT10 mouse mAb with DAB staining.



ELISA: Cytokeratin 10 Antibody (3C2F5) [NBP2-61736] - Black line: Control Antigen (100 ng); Purple line: Antigen (10ng); Blue line: Antigen (50 ng); Red line: Antigen (100 ng)



Publications

Stefano Piazza, Giulia Martinelli, Nicole Maranta, Carola Pozzoli, Marco Fumagalli, Vincenzo Nicolaci, Elisa Sonzogni, Luca Colombo, Enrico Sangiovanni, Mario Dell'Agli, Young Bok Lee Investigation into the Anti-Acne Effects of Castanea sativa Mill Leaf and Its Pure Ellagitannin Castalagin in HaCaT Cells Infected with Cutibacterium acnes International Journal of Molecular Sciences 2024-04-27 [PMID: 38731983]

Wang Z, Xu H, Yang H et al. Single-stage transplantation combined with epidermal stem cells promotes the survival of tissue-engineered skin by inducing early angiogenesis Stem cell research & therapy 2023-03-23 [PMID: 36959609] (FLOW, IHC-P, Rat)

Details:

Dilution used in Flow 1:50, in IHC-P 1:200

Xu h, Wang Z, Yang H et al. Epidermal stem cell-derived exosomes alleviate autophagy induced endothelial cell apoptosis through miR200b-3p/ERK pathway in diabetic wounds Research Square 2022-06-16 (FLOW, Mouse)



Novus Biologicals USA

10730 E. Briarwood Avenue
Centennial, CO 80112
USA
Phone: 303.730.1950
Toll Free: 1.888.506.6887
Fax: 303.730.1966
nb-customerservice@bio-techne.com

Bio-Techne Canada

21 Canmotor Ave
Toronto, ON M8Z 4E6
Canada
Phone: 905.827.6400
Toll Free: 855.668.8722
Fax: 905.827.6402
canada.inquires@bio-techne.com

Bio-Techne Ltd

19 Barton Lane
Abingdon Science Park
Abingdon, OX14 3NB, United Kingdom
Phone: (44) (0) 1235 529449
Free Phone: 0800 37 34 15
Fax: (44) (0) 1235 533420
info.EMEA@bio-techne.com

General Contact Information

www.novusbio.com
Technical Support: nb-technical@bio-techne.com
Orders: nb-customerservice@bio-techne.com
General: novus@novusbio.com

Products Related to NBP2-61736

HAF007	Goat anti-Mouse IgG Secondary Antibody [HRP]
NB720-B	Rabbit anti-Mouse IgG (H+L) Secondary Antibody [Biotin]
NBP1-97005-0.5mg	Mouse IgG1 Isotype Control (MG1)
H00003858-Q01-10ug	Recombinant Human Cytokeratin 10 GST (N-Term) Protein

Limitations

This product is for research use only and is not approved for use in humans or in clinical diagnosis. Primary Antibodies are guaranteed for 1 year from date of receipt.

For more information on our 100% guarantee, please visit www.novusbio.com/guarantee

Earn gift cards/discounts by submitting a review: www.novusbio.com/reviews/submit/NBP2-61736

Earn gift cards/discounts by submitting a publication using this product:
www.novusbio.com/publications

