

Product Datasheet

Coagulation Factor III/Tissue Factor Antibody (CL3805) - BSA Free NBP2-61640

Unit Size: 100 ul

Store at 4C short term. Aliquot and store at -20C long term. Avoid freeze-thaw cycles.

www.novusbio.com



technical@novusbio.com

Protocols, Publications, Related Products, Reviews, Research Tools and Images at:
www.novusbio.com/NBP2-61640

Updated 2/27/2025 v.20.1

Earn rewards for product
reviews and publications.

Submit a publication at www.novusbio.com/publications

Submit a review at www.novusbio.com/reviews/destination/NBP2-61640



NBP2-61640**Coagulation Factor III/Tissue Factor Antibody (CL3805) - BSA Free**

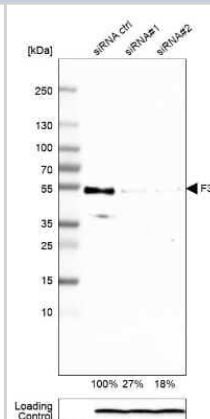
Product Information	
Unit Size	100 ul
Concentration	Concentrations vary lot to lot. See vial label for concentration. If unlisted please contact technical services.
Storage	Store at 4C short term. Aliquot and store at -20C long term. Avoid freeze-thaw cycles.
Clonality	Monoclonal
Clone	CL3805
Preservative	0.02% Sodium Azide
Isotype	IgG1
Purity	Protein A purified
Buffer	PBS (pH 7.2) and 40% Glycerol

Product Description	
Host	Mouse
Gene ID	2152
Gene Symbol	F3
Species	Human
Immunogen	This antibody was developed using a recombinant protein derived from P13726, with the exact immunogen sequence remaining proprietary.

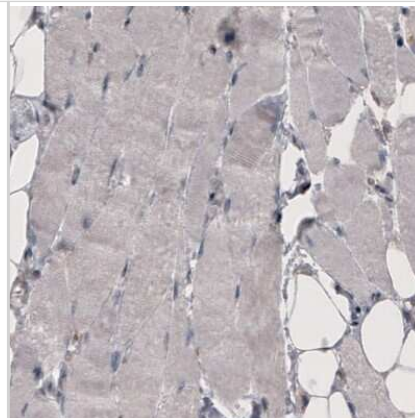
Product Application Details	
Applications	Western Blot, Immunohistochemistry, Immunohistochemistry-Paraffin, Knockdown Validated
Recommended Dilutions	Western Blot 1 ug/ml, Immunohistochemistry 1:500 - 1:1000, Immunohistochemistry-Paraffin 1:500 - 1:1000, Knockdown Validated
Application Notes	IHC-Paraffin HIER pH6 retrieval is recommended.

Images

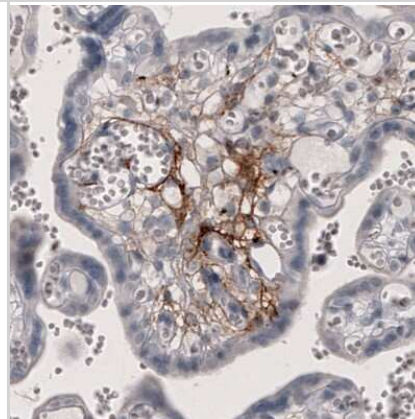
Western Blot: Coagulation Factor III/Tissue Factor Antibody (CL3805) [NBP2-61640] - Western blot analysis in A-431 cells transfected with control siRNA, target specific siRNA probe #1 and #2, using Anti-F3 antibody. Remaining relative intensity is presented. Loading control: Anti-PPIB.



Immunohistochemistry-Paraffin: Coagulation Factor III/Tissue Factor Antibody (CL3805) [NBP2-61640] - Staining of human skeletal muscle shows absence of immunoreactivity (negative control).



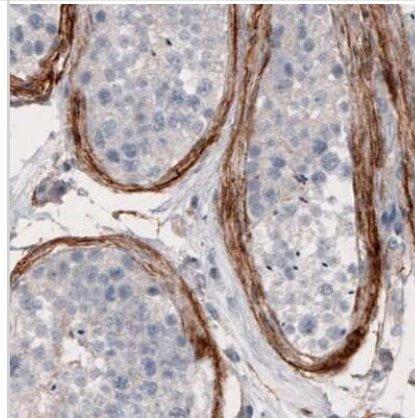
Immunohistochemistry: Coagulation Factor III/Tissue Factor Antibody (CL3805) [NBP2-61640] - Staining of human placenta shows strong immunoreactivity in blood vessels.



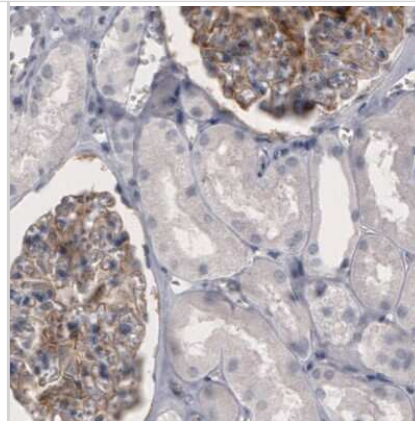
Immunohistochemistry: Coagulation Factor III/Tissue Factor Antibody (CL3805) [NBP2-61640] - Staining of human colon shows strong immunoreactivity in pericryptal sheath cells.



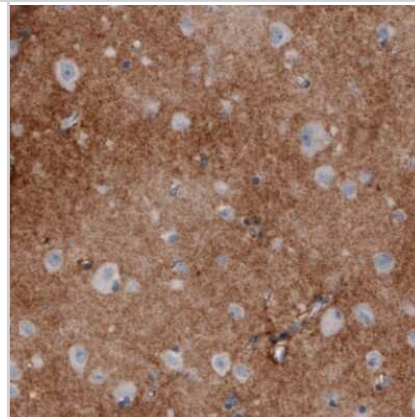
Immunohistochemistry: Coagulation Factor III/Tissue Factor Antibody (CL3805) [NBP2-61640] - Staining of human testis shows strong immunoreactivity in the lamina propria.



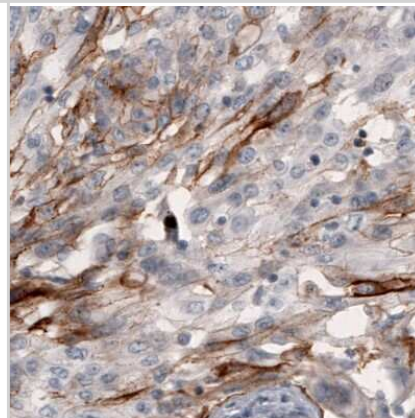
Immunohistochemistry: Coagulation Factor III/Tissue Factor Antibody (CL3805) [NBP2-61640] - Staining of human kidney shows moderate positivity in renal glomeruli.



Immunohistochemistry-Paraffin: Coagulation Factor III/Tissue Factor Antibody (CL3805) [NBP2-61640] - Staining of human cerebral cortex shows moderate positivity in neuropil.



Immunohistochemistry-Paraffin: Coagulation Factor III/Tissue Factor Antibody (CL3805) [NBP2-61640] - Staining of human lung cancer shows strong immunoreactivity in a subset of cells.





Novus Biologicals USA

10730 E. Briarwood Avenue
Centennial, CO 80112
USA
Phone: 303.730.1950
Toll Free: 1.888.506.6887
Fax: 303.730.1966
nb-customerservice@bio-techne.com

Bio-Techne Canada

21 Canmotor Ave
Toronto, ON M8Z 4E6
Canada
Phone: 905.827.6400
Toll Free: 855.668.8722
Fax: 905.827.6402
canada.inquires@bio-techne.com

Bio-Techne Ltd

19 Barton Lane
Abingdon Science Park
Abingdon, OX14 3NB, United Kingdom
Phone: (44) (0) 1235 529449
Free Phone: 0800 37 34 15
Fax: (44) (0) 1235 533420
info.EMEA@bio-techne.com

General Contact Information

www.novusbio.com
Technical Support: nb-technical@bio-techne.com
Orders: nb-customerservice@bio-techne.com
General: novus@novusbio.com

Products Related to NBP2-61640

NBP2-61640PEP	Coagulation Factor III/Tissue Factor Recombinant Protein Antigen
HAF007	Goat anti-Mouse IgG Secondary Antibody [HRP]
NB720-B	Rabbit anti-Mouse IgG (H+L) Secondary Antibody [Biotin]
NBP1-97005-0.5mg	Mouse IgG1 Isotype Control (MG1)

Limitations

This product is for research use only and is not approved for use in humans or in clinical diagnosis. Primary Antibodies are guaranteed for 1 year from date of receipt.

For more information on our 100% guarantee, please visit www.novusbio.com/guarantee

Earn gift cards/discounts by submitting a review: www.novusbio.com/reviews/submit/NBP2-61640

Earn gift cards/discounts by submitting a publication using this product:
www.novusbio.com/publications

