

# Product Datasheet

## FCRN/FCGRT Antibody (CL3640) - BSA Free NBP2-61627

Unit Size: 100 ul

Store at 4C short term. Aliquot and store at -20C long term. Avoid freeze-thaw cycles.

[www.novusbio.com](http://www.novusbio.com)



[technical@novusbio.com](mailto:technical@novusbio.com)

Protocols, Publications, Related Products, Reviews, Research Tools and Images at:  
[www.novusbio.com/NBP2-61627](http://www.novusbio.com/NBP2-61627)

Updated 2/27/2025 v.20.1

Earn rewards for product  
reviews and publications.

Submit a publication at [www.novusbio.com/publications](http://www.novusbio.com/publications)

Submit a review at [www.novusbio.com/reviews/destination/NBP2-61627](http://www.novusbio.com/reviews/destination/NBP2-61627)



**NBP2-61627**

FCRN/FCGRT Antibody (CL3640) - BSA Free

**Product Information**

<b>Unit Size</b>	100 ul
<b>Concentration</b>	Concentrations vary lot to lot. See vial label for concentration. If unlisted please contact technical services.
<b>Storage</b>	Store at 4C short term. Aliquot and store at -20C long term. Avoid freeze-thaw cycles.
<b>Clonality</b>	Monoclonal
<b>Clone</b>	CL3640
<b>Preservative</b>	0.02% Sodium Azide
<b>Isotype</b>	IgG1
<b>Purity</b>	Protein A purified
<b>Buffer</b>	PBS (pH 7.2) and 40% Glycerol

**Product Description**

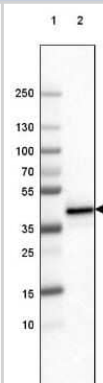
<b>Host</b>	Mouse
<b>Gene ID</b>	2217
<b>Gene Symbol</b>	FCGRT
<b>Species</b>	Human
<b>Immunogen</b>	This antibody was developed using a recombinant protein derived from P55899, with the exact immunogen sequence remaining proprietary.

**Product Application Details**

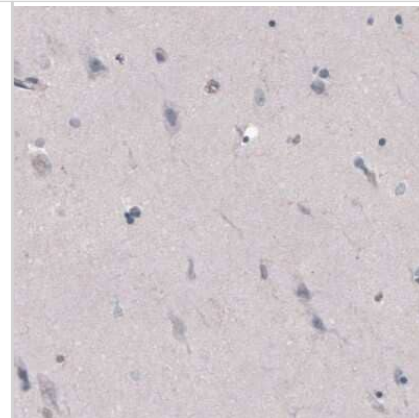
<b>Applications</b>	Western Blot, Immunohistochemistry, Immunohistochemistry-Paraffin
<b>Recommended Dilutions</b>	Western Blot 1 ug/ml, Immunohistochemistry 1:5000 - 1:10000, Immunohistochemistry-Paraffin 1:5000 - 1:10000
<b>Application Notes</b>	IHC-Paraffin HIER pH6 retrieval is recommended.

**Images**

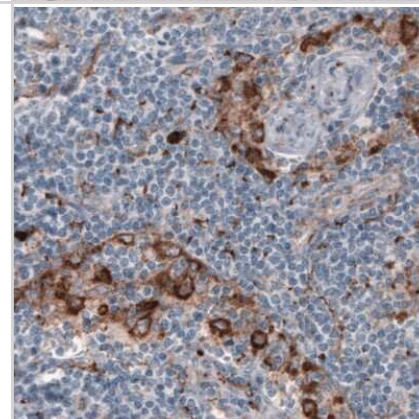
Western Blot: FCRN/FCGRT Antibody (CL3640) [NBP2-61627] - Lane 1:  
 Marker [kDa] 250, 130, 100, 70, 55, 35, 25, 15, 10  
 Lane 2: Human cell line THP-1



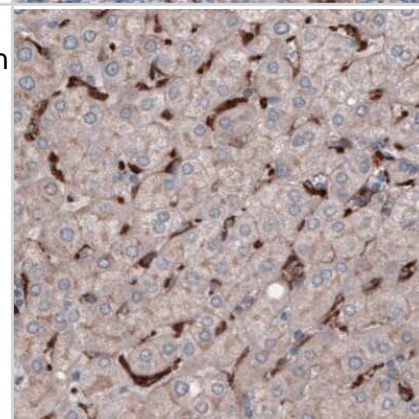
Immunohistochemistry-Paraffin: FCRN/FCGRT Antibody (CL3640) [NBP2-61627] - Staining of human cerebral cortex shows absence of immunoreactivity (negative control).



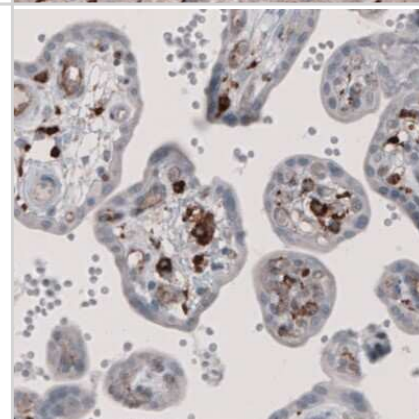
Immunohistochemistry-Paraffin: FCRN/FCGRT Antibody (CL3640) [NBP2-61627] - Staining of human lymph node shows strong positivity in a subset of lymphoid cells.



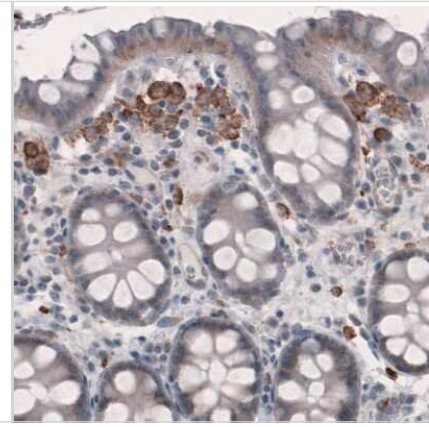
Immunohistochemistry-Paraffin: FCRN/FCGRT Antibody (CL3640) [NBP2-61627] - Staining of human liver shows strong immunoreactivity in Kupffer cells.



Immunohistochemistry-Paraffin: FCRN/FCGRT Antibody (CL3640) [NBP2-61627] - Staining of human placenta shows positivity in a subset of lymphoid cells.



Immunohistochemistry-Paraffin: FCRN/FCGRT Antibody (CL3640) [NBP2-61627] - Staining of human colon shows immunoreactivity in a subset of lymphoid cells.





### **Novus Biologicals USA**

10730 E. Briarwood Avenue  
Centennial, CO 80112  
USA  
Phone: 303.730.1950  
Toll Free: 1.888.506.6887  
Fax: 303.730.1966  
nb-customerservice@bio-techne.com

### **Bio-Techne Canada**

21 Canmotor Ave  
Toronto, ON M8Z 4E6  
Canada  
Phone: 905.827.6400  
Toll Free: 855.668.8722  
Fax: 905.827.6402  
canada.inquires@bio-techne.com

### **Bio-Techne Ltd**

19 Barton Lane  
Abingdon Science Park  
Abingdon, OX14 3NB, United Kingdom  
Phone: (44) (0) 1235 529449  
Free Phone: 0800 37 34 15  
Fax: (44) (0) 1235 533420  
info.EMEA@bio-techne.com

### **General Contact Information**

[www.novusbio.com](http://www.novusbio.com)  
Technical Support: nb-technical@bio-techne.com  
Orders: nb-customerservice@bio-techne.com  
General: novus@novusbio.com

### **Products Related to NBP2-61627**

---

HAF007	Goat anti-Mouse IgG Secondary Antibody [HRP]
NB720-B	Rabbit anti-Mouse IgG (H+L) Secondary Antibody [Biotin]
NBP1-97005-0.5mg	Mouse IgG1 Isotype Control (MG1)
NBP2-53082-50ug	Recombinant Mouse FCRN/FCGRT His Protein

---

### **Limitations**

This product is for research use only and is not approved for use in humans or in clinical diagnosis. Primary Antibodies are guaranteed for 1 year from date of receipt.

For more information on our 100% guarantee, please visit [www.novusbio.com/guarantee](http://www.novusbio.com/guarantee)

Earn gift cards/discounts by submitting a review: [www.novusbio.com/reviews/submit/NBP2-61627](http://www.novusbio.com/reviews/submit/NBP2-61627)

Earn gift cards/discounts by submitting a publication using this product:  
[www.novusbio.com/publications](http://www.novusbio.com/publications)

