

Product Datasheet

RBFOX3/NeuN Antibody (RM312) NBP2-61582

Unit Size: 100 ul

Store at -20C. Avoid freeze-thaw cycles.

www.novusbio.com



technical@novusbio.com

Protocols, Publications, Related Products, Reviews, Research Tools and Images at:
www.novusbio.com/NBP2-61582

Updated 10/23/2024 v.20.1

Earn rewards for product
reviews and publications.

Submit a publication at www.novusbio.com/publications

Submit a review at www.novusbio.com/reviews/destination/NBP2-61582



NBP2-61582

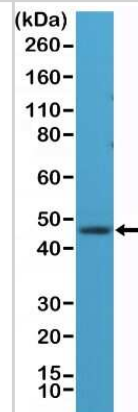
RBFOX3/NeuN Antibody (RM312)

Product Information	
Unit Size	100 ul
Concentration	Please see the vial label for concentration. If unlisted please contact technical services.
Storage	Store at -20C. Avoid freeze-thaw cycles.
Clonality	Monoclonal
Clone	RM312
Preservative	0.09% Sodium Azide
Isotype	IgG
Purity	Protein A purified
Buffer	50% Glycerol/PBS, 1% BSA
Target Molecular Weight	33.8 kDa
Product Description	
Host	Rabbit
Gene ID	146713
Gene Symbol	RBFOX3
Species	Human
Immunogen	A peptide corresponding to the N-terminus of Human RBFOX3/NeuN
Product Application Details	
Applications	Western Blot, Immunohistochemistry, Immunohistochemistry-Paraffin
Recommended Dilutions	Western Blot 1:1000-1:2000, Immunohistochemistry 1:500 - 1:1000, Immunohistochemistry-Paraffin 1:500-1:1000

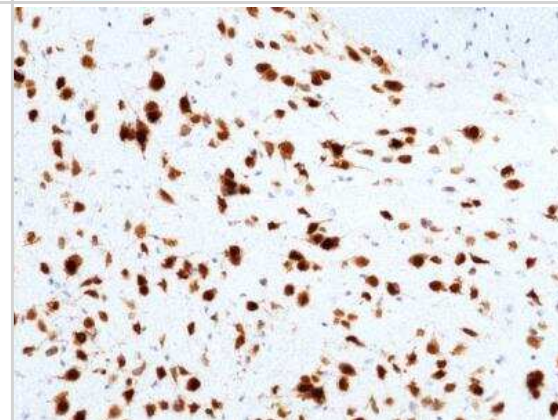


Images

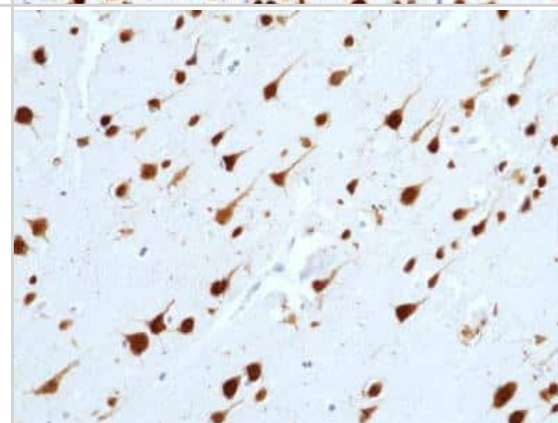
Western Blot: RBFOX3/NeuN Antibody (RM312) [NBP2-61582] -
Western Blot of human brain tissue lysate using NBP2-61582.



Immunohistochemistry-Paraffin: RBFOX3/NeuN Antibody (RM312) [NBP2-61582] - Immunohistochemical staining of formalin fixed and paraffin embedded mouse brain tissue section using NBP2-61582 at a 1:1000 dilution.



Immunohistochemistry-Paraffin: RBFOX3/NeuN Antibody (RM312) [NBP2-61582] - Immunohistochemical staining of formalin fixed and paraffin embedded human brain tissue section using NBP2-61582 at a 1:1000 dilution.





Novus Biologicals USA

10730 E. Briarwood Avenue
Centennial, CO 80112
USA
Phone: 303.730.1950
Toll Free: 1.888.506.6887
Fax: 303.730.1966
nb-customerservice@bio-techne.com

Bio-Techne Canada

21 Canmotor Ave
Toronto, ON M8Z 4E6
Canada
Phone: 905.827.6400
Toll Free: 855.668.8722
Fax: 905.827.6402
canada.inquires@bio-techne.com

Bio-Techne Ltd

19 Barton Lane
Abingdon Science Park
Abingdon, OX14 3NB, United Kingdom
Phone: (44) (0) 1235 529449
Free Phone: 0800 37 34 15
Fax: (44) (0) 1235 533420
info.EMEA@bio-techne.com

General Contact Information

www.novusbio.com
Technical Support: nb-technical@bio-techne.com
Orders: nb-customerservice@bio-techne.com
General: novus@novusbio.com

Products Related to NBP2-61582

HAF008	Goat anti-Rabbit IgG Secondary Antibody [HRP]
NB7160	Goat anti-Rabbit IgG (H+L) Secondary Antibody [HRP]
NBP2-24891	Rabbit IgG Isotype Control
NBP1-77686PEP	RBFOX3/NeuN Antibody Blocking Peptide

Limitations

This product is for research use only and is not approved for use in humans or in clinical diagnosis. Primary Antibodies are guaranteed for 1 year from date of receipt.

For more information on our 100% guarantee, please visit www.novusbio.com/guarantee

Earn gift cards/discounts by submitting a review: www.novusbio.com/reviews/submit/NBP2-61582

Earn gift cards/discounts by submitting a publication using this product:
www.novusbio.com/publications

