

Product Datasheet

MyD88 Antibody (RM306)

NBP2-61565

Unit Size: 100 ul

Store at -20C. Avoid freeze-thaw cycles.

www.novusbio.com



technical@novusbio.com

Publications: 1


Protocols, Publications, Related Products, Reviews, Research Tools and Images at:
www.novusbio.com/NBP2-61565

Updated 10/23/2024 v.20.1

Earn rewards for product
reviews and publications.

Submit a publication at www.novusbio.com/publications

Submit a review at www.novusbio.com/reviews/destination/NBP2-61565



NBP2-61565


MyD88 Antibody (RM306)

Product Information	
Unit Size	100 ul
Concentration	Please see the vial label for concentration. If unlisted please contact technical services.
Storage	Store at -20C. Avoid freeze-thaw cycles.
Clonality	Monoclonal
Clone	RM306
Preservative	0.09% Sodium Azide
Isotype	IgG
Purity	Protein A purified
Buffer	50% Glycerol/PBS, 1% BSA
Product Description	
Host	Rabbit
Gene ID	4615
Gene Symbol	MYD88
Species	Human
Immunogen	A peptide corresponding to the N-terminus of Human MyD88
Product Application Details	
Applications	Western Blot, Immunohistochemistry, Immunohistochemistry-Paraffin
Recommended Dilutions	Western Blot 1:100-1:200, Immunohistochemistry 1:100 - 1:250, Immunohistochemistry-Paraffin 1:100-1:250

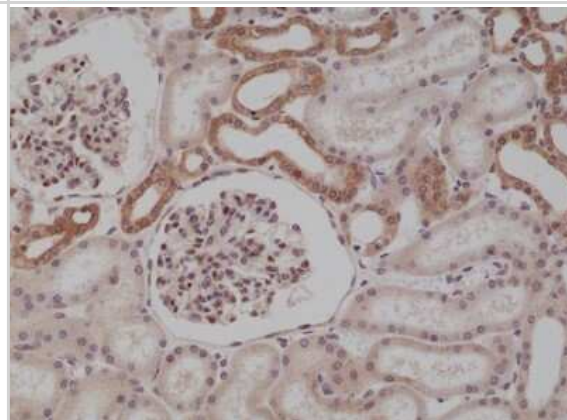


Images

Western Blot: MyD88 Antibody (RM306) [NBP2-61565] - Western Blot of K562 cells lysate using NBP2-61565.



Immunohistochemistry-Paraffin: MyD88 Antibody (RM306) [NBP2-61565] - Immunohistochemical staining of formalin fixed and paraffin embedded human kidney tissue section using NBP2-61565.



Publications

Miruna Cristian, Mariana Așchie, Anca-Florentina Mitroi, Mariana Deacu, Mădălina Boșoteanu, Gabriela-Izabela Bălătescu, Andreea-Georgiana Stoica, Anca-Antonela Nicolau, Manuela Enciu, Ana-Maria Crețu, Andreea-Daniela Caloian, Cristian-Ionuț Orășanu, Ionuț Poinăreanu The impact of MYD88 and PIM1 in mature large B-cell non-Hodgkin lymphomas: Defining element of their evolution and prognosis *Medicine* 2024-02-09 [PMID: 38335426]



Novus Biologicals USA

10730 E. Briarwood Avenue
Centennial, CO 80112
USA
Phone: 303.730.1950
Toll Free: 1.888.506.6887
Fax: 303.730.1966
nb-customerservice@bio-techne.com

Bio-Techne Canada

21 Canmotor Ave
Toronto, ON M8Z 4E6
Canada
Phone: 905.827.6400
Toll Free: 855.668.8722
Fax: 905.827.6402
canada.inquires@bio-techne.com

Bio-Techne Ltd

19 Barton Lane
Abingdon Science Park
Abingdon, OX14 3NB, United Kingdom
Phone: (44) (0) 1235 529449
Free Phone: 0800 37 34 15
Fax: (44) (0) 1235 533420
info.EMEA@bio-techne.com

General Contact Information

www.novusbio.com
Technical Support: nb-technical@bio-techne.com
Orders: nb-customerservice@bio-techne.com
General: novus@novusbio.com

Products Related to NBP2-61565

HAF008	Goat anti-Rabbit IgG Secondary Antibody [HRP]
NB7160	Goat anti-Rabbit IgG (H+L) Secondary Antibody [HRP]
NBP2-24891	Rabbit IgG Isotype Control
NB100-56698PEP	MyD88 Antibody Blocking Peptide

Limitations

This product is for research use only and is not approved for use in humans or in clinical diagnosis. Primary Antibodies are guaranteed for 1 year from date of receipt.

For more information on our 100% guarantee, please visit www.novusbio.com/guarantee

Earn gift cards/discounts by submitting a review: www.novusbio.com/reviews/submit/NBP2-61565

Earn gift cards/discounts by submitting a publication using this product:
www.novusbio.com/publications

