

# Product Datasheet

## Histone H2AE [p Ser1] Antibody (RM216) NBP2-61489

Unit Size: 100 ug

Store at -20C. Avoid freeze-thaw cycles.

[www.novusbio.com](http://www.novusbio.com)



[technical@novusbio.com](mailto:technical@novusbio.com)

Protocols, Publications, Related Products, Reviews, Research Tools and Images at:  
[www.novusbio.com/NBP2-61489](http://www.novusbio.com/NBP2-61489)

Updated 9/9/2025 v.20.1

Earn rewards for product  
reviews and publications.

Submit a publication at [www.novusbio.com/publications](http://www.novusbio.com/publications)

Submit a review at [www.novusbio.com/reviews/destination/NBP2-61489](http://www.novusbio.com/reviews/destination/NBP2-61489)



**NBP2-61489**

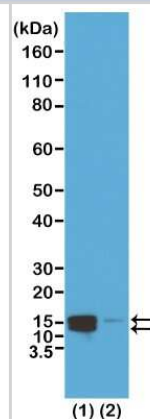
Histone H2AE [p Ser1] Antibody (RM216)

Product Information	
Unit Size	100 ug
Concentration	1 mg/ml
Storage	Store at -20C. Avoid freeze-thaw cycles.
Clonality	Monoclonal
Clone	RM216
Preservative	0.09% Sodium Azide
Isotype	IgG
Purity	Protein A purified
Buffer	50% Glycerol/PBS, 1% BSA
Product Description	
Description	Novus Biologicals Rabbit Histone H2AE [p Ser1] Antibody (RM216) (NBP2-61489) is a recombinant monoclonal antibody validated for use in Multiplex Immunofluorescence, WB, ELISA and ICC/IF. All Novus Biologicals antibodies are covered by our 100% guarantee.
Host	Rabbit
Gene ID	3012
Gene Symbol	H2AC8
Species	Human, Vertebrate
Specificity/Sensitivity	This antibody reacts to Histone H4 or Histone H2AE phosphorylated at Serine 1. No cross reactivity with other phosphorylated Histones.
Immunogen	An unmodified peptide corresponding to the N-terminus of Histone H2AE
Product Application Details	
Applications	Western Blot, ELISA, Immunocytochemistry/ Immunofluorescence, Multiplex Immunofluorescence
Recommended Dilutions	Western Blot 0.5 ug/ml-2 ug/ml, ELISA 0.2 ug/ml - 1 ug/ml, Immunocytochemistry/ Immunofluorescence 1 ug/ml - 2 ug/ml, Multiplex Immunofluorescence

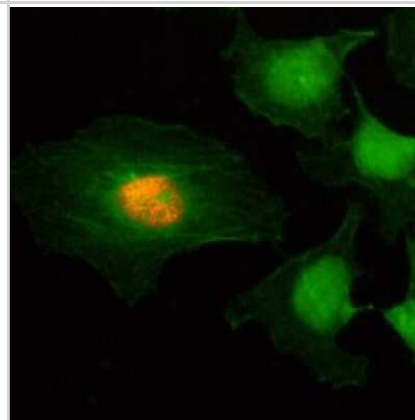


## Images

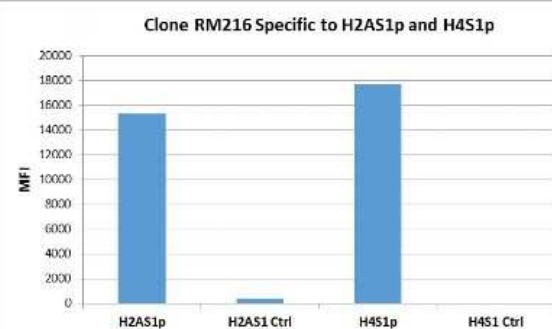
Western Blot: Histone H2AE [p Ser1] Antibody (RM216) [NBP2-61489] - Western Blot of acid extracts of HeLa cells treated (1) or non-treated (2) with Nocodazole. Using NBP2-61489 at 0.5 ug/ml, showed both Histone H2A and H4 phosphorylated at Serine 1 in HeLa cells.



Immunocytochemistry/Immunofluorescence: Histone H2AE [p Ser1] Antibody (RM216) [NBP2-61489] - Immunocytochemistry of HeLa cells, using NBP2-61489 (red). Actin filaments have been labeled with fluorescein phalloidin (green).



Multiplex Immunoassay: Histone H2AE [p Ser1] Antibody (RM216) [NBP2-61489] - NBP2-61489 specifically reacts to both Histone H2A and H4 phosphorylated at Serine 1 (H2AS1p and H4S1p).





### **Novus Biologicals USA**

10730 E. Briarwood Avenue  
Centennial, CO 80112  
USA  
Phone: 303.730.1950  
Toll Free: 1.888.506.6887  
Fax: 303.730.1966  
nb-customerservice@bio-techne.com

### **Bio-Techne Canada**

21 Canmotor Ave  
Toronto, ON M8Z 4E6  
Canada  
Phone: 905.827.6400  
Toll Free: 855.668.8722  
Fax: 905.827.6402  
canada.inquires@bio-techne.com

### **Bio-Techne Ltd**

19 Barton Lane  
Abingdon Science Park  
Abingdon, OX14 3NB, United Kingdom  
Phone: (44) (0) 1235 529449  
Free Phone: 0800 37 34 15  
Fax: (44) (0) 1235 533420  
info.EMEA@bio-techne.com

### **General Contact Information**

www.novusbio.com  
Technical Support: nb-technical@bio-techne.com  
Orders: nb-customerservice@bio-techne.com  
General: novus@novusbio.com

### **Products Related to NBP2-61489**

---

HAF008	Goat anti-Rabbit IgG Secondary Antibody [HRP]
NB7160	Goat anti-Rabbit IgG (H+L) Secondary Antibody [HRP]
NBP2-24891	Rabbit IgG Isotype Control
NBL1-11567	H4/j Overexpression Lysate

---

### **Limitations**

This product is for research use only and is not approved for use in humans or in clinical diagnosis. Primary Antibodies are guaranteed for 1 year from date of receipt.

For more information on our 100% guarantee, please visit [www.novusbio.com/guarantee](http://www.novusbio.com/guarantee)

Earn gift cards/discounts by submitting a review: [www.novusbio.com/reviews/submit/NBP2-61489](http://www.novusbio.com/reviews/submit/NBP2-61489)

Earn gift cards/discounts by submitting a publication using this product:  
[www.novusbio.com/publications](http://www.novusbio.com/publications)

