

# Product Datasheet

## Nanog Antibody (CL5803) - BSA Free NBP2-61428

Unit Size: 100 ul

Store at 4C short term. Aliquot and store at -20C long term. Avoid freeze-thaw cycles.

[www.novusbio.com](http://www.novusbio.com)



[technical@novusbio.com](mailto:technical@novusbio.com)

Protocols, Publications, Related Products, Reviews, Research Tools and Images at:  
[www.novusbio.com/NBP2-61428](http://www.novusbio.com/NBP2-61428)

Updated 2/27/2025 v.20.1

Earn rewards for product  
reviews and publications.

Submit a publication at [www.novusbio.com/publications](http://www.novusbio.com/publications)

Submit a review at [www.novusbio.com/reviews/destination/NBP2-61428](http://www.novusbio.com/reviews/destination/NBP2-61428)



**NBP2-61428**

Nanog Antibody (CL5803) - BSA Free

<b>Product Information</b>	
<b>Unit Size</b>	100 ul
<b>Concentration</b>	Concentrations vary lot to lot. See vial label for concentration. If unlisted please contact technical services.
<b>Storage</b>	Store at 4C short term. Aliquot and store at -20C long term. Avoid freeze-thaw cycles.
<b>Clonality</b>	Monoclonal
<b>Clone</b>	CL5803
<b>Preservative</b>	0.02% Sodium Azide
<b>Isotype</b>	IgG2a
<b>Purity</b>	Protein A purified
<b>Buffer</b>	PBS (pH 7.2) and 40% Glycerol

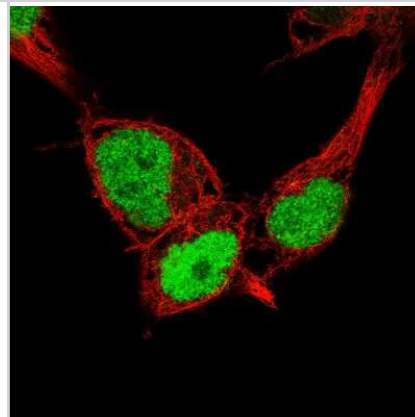
<b>Product Description</b>	
<b>Host</b>	Mouse
<b>Gene ID</b>	79923
<b>Gene Symbol</b>	NANOG
<b>Species</b>	Human
<b>Reactivity Notes</b>	Rat (80%).
<b>Immunogen</b>	This antibody was developed using a synthetic peptide derived from Q9H9S0, with the exact immunogen sequence remaining proprietary.

<b>Product Application Details</b>	
<b>Applications</b>	Immunocytochemistry/ Immunofluorescence, Immunohistochemistry, Immunohistochemistry-Paraffin
<b>Recommended Dilutions</b>	Immunohistochemistry 1:1000 - 1:2500, Immunocytochemistry/ Immunofluorescence 2-10 ug/ml, Immunohistochemistry-Paraffin 1:1000 - 1:2500
<b>Application Notes</b>	For IHC-Paraffin, HIER pH 6 retrieval is recommended. ICC/IF Fixation Permeabilization: PFA/Triton X-100

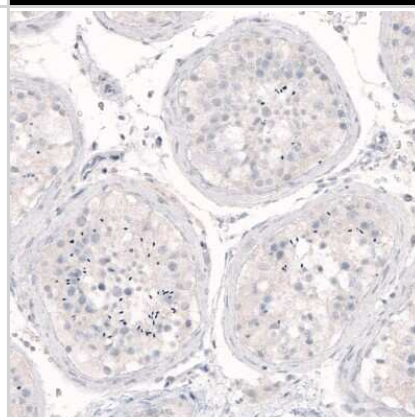


## Images

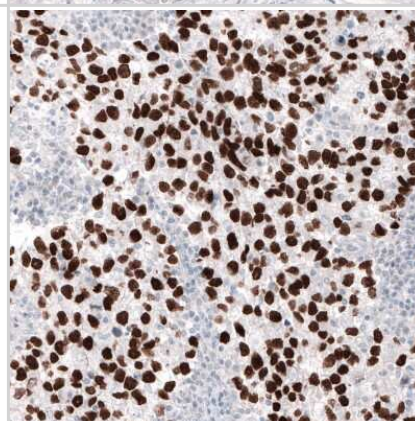
Immunocytochemistry/Immunofluorescence: Nanog Antibody (CL5803) [NBP2-61428] - Staining of NTERA-2 cells using the Anti-NANOG monoclonal antibody, showing specific staining in the nucleoplasm in green. Microtubule and nuclear probes are visualized in red and blue, respectively (where available). Antibody staining is shown in green.



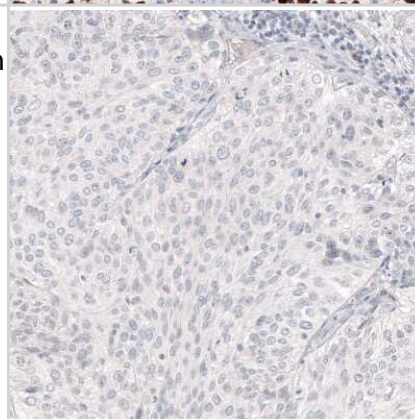
Immunohistochemistry-Paraffin: Nanog Antibody (CL5803) [NBP2-61428] - Staining of human testis shows absence of positivity as expected (negative control).



Immunohistochemistry-Paraffin: Nanog Antibody (CL5803) [NBP2-61428] - Staining of human testis cancer shows strong nuclear immunoreactivity in tumor cells.



Immunohistochemistry-Paraffin: Nanog Antibody (CL5803) [NBP2-61428] - Staining of human bladder cancer shows absence of positivity in tumor cells as expected (negative control).





### **Novus Biologicals USA**

10730 E. Briarwood Avenue  
Centennial, CO 80112  
USA  
Phone: 303.730.1950  
Toll Free: 1.888.506.6887  
Fax: 303.730.1966  
nb-customerservice@bio-techne.com

### **Bio-Techne Canada**

21 Canmotor Ave  
Toronto, ON M8Z 4E6  
Canada  
Phone: 905.827.6400  
Toll Free: 855.668.8722  
Fax: 905.827.6402  
canada.inquires@bio-techne.com

### **Bio-Techne Ltd**

19 Barton Lane  
Abingdon Science Park  
Abingdon, OX14 3NB, United Kingdom  
Phone: (44) (0) 1235 529449  
Free Phone: 0800 37 34 15  
Fax: (44) (0) 1235 533420  
info.EMEA@bio-techne.com

### **General Contact Information**

www.novusbio.com  
Technical Support: nb-technical@bio-techne.com  
Orders: nb-customerservice@bio-techne.com  
General: novus@novusbio.com

### **Products Related to NBP2-61428**

---

HAF007	Goat anti-Mouse IgG Secondary Antibody [HRP]
NB720-B	Rabbit anti-Mouse IgG (H+L) Secondary Antibody [Biotin]
NBP1-96778	Mouse IgG2a Isotype Control (M2A)
NBP2-13177PEP	Nanog Antibody Blocking Peptide

---

### **Limitations**

This product is for research use only and is not approved for use in humans or in clinical diagnosis. Primary Antibodies are guaranteed for 1 year from date of receipt.

For more information on our 100% guarantee, please visit [www.novusbio.com/guarantee](http://www.novusbio.com/guarantee)

Earn gift cards/discounts by submitting a review: [www.novusbio.com/reviews/submit/NBP2-61428](http://www.novusbio.com/reviews/submit/NBP2-61428)

Earn gift cards/discounts by submitting a publication using this product:  
[www.novusbio.com/publications](http://www.novusbio.com/publications)

