

Product Datasheet

CLIP170 Antibody (CL4851) - BSA Free NBP2-61144

Unit Size: 100 ul

Store at 4C short term. Aliquot and store at -20C long term. Avoid freeze-thaw cycles.

www.novusbio.com



technical@novusbio.com

Protocols, Publications, Related Products, Reviews, Research Tools and Images at:
www.novusbio.com/NBP2-61144

Updated 2/27/2025 v.20.1

Earn rewards for product
reviews and publications.

Submit a publication at www.novusbio.com/publications

Submit a review at www.novusbio.com/reviews/destination/NBP2-61144



NBP2-61144

CLIP170 Antibody (CL4851) - BSA Free

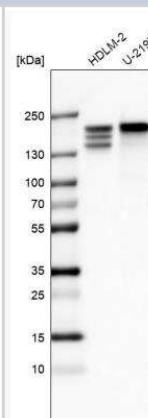
| Product Information | |
|---------------------|--|
| Unit Size | 100 ul |
| Concentration | Concentrations vary lot to lot. See vial label for concentration. If unlisted please contact technical services. |
| Storage | Store at 4C short term. Aliquot and store at -20C long term. Avoid freeze-thaw cycles. |
| Clonality | Monoclonal |
| Clone | CL4851 |
| Preservative | 0.02% Sodium Azide |
| Isotype | IgG1 |
| Purity | Protein A purified |
| Buffer | PBS (pH 7.2) and 40% Glycerol |

| Product Description | |
|---------------------|--|
| Host | Mouse |
| Gene ID | 6249 |
| Gene Symbol | CLIP1 |
| Species | Human |
| Reactivity Notes | Please note that this antibody is reactive to Mouse and derived from the same host, Mouse. Mouse-On-Mouse blocking reagent may be needed for IHC and ICC experiments to reduce high background signal. You can find these reagents under catalog numbers PK-2200-NB and MP-2400-NB. Please contact Technical Support if you have any questions |
| Immunogen | This antibody was developed using a recombinant protein derived from P30622, with the exact immunogen sequence remaining proprietary. |

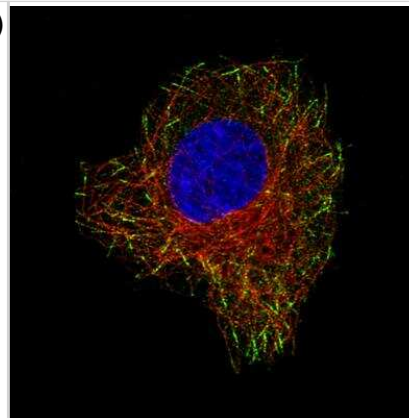
| Product Application Details | |
|-----------------------------|---|
| Applications | Western Blot, Immunocytochemistry/ Immunofluorescence, Immunohistochemistry, Immunohistochemistry-Paraffin |
| Recommended Dilutions | Western Blot 1 ug/ml, Immunohistochemistry 1:10000 - 1:20000, Immunocytochemistry/ Immunofluorescence 2-10 ug/ml, Immunohistochemistry-Paraffin 1:10000 - 1:20000 |
| Application Notes | For IHC-Paraffin, HIER pH 6 retrieval is recommended. ICC/IF Fixation/Permeabilization: PFA/Triton X-100. |

Images

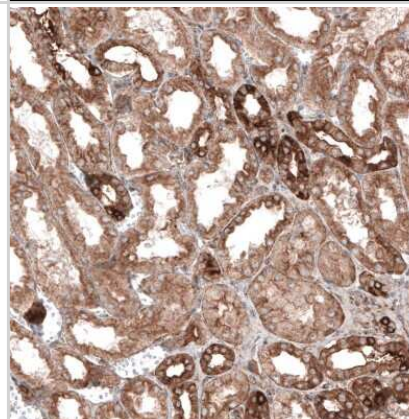
Western Blot: CLIP170 Antibody (CL4851) [NBP2-61144] - Analysis in human cell line HDLM-2 and human cell line U-2197.



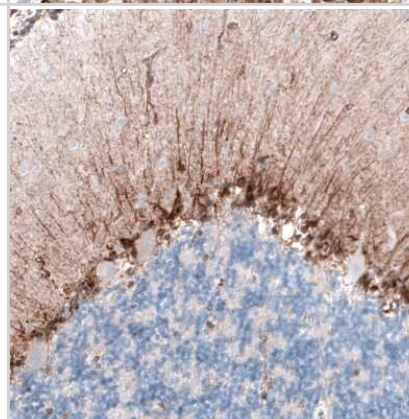
Immunocytochemistry/Immunofluorescence: CLIP170 Antibody (CL4851) [NBP2-61144] - Staining of A549 cells using the Anti-CLIP1 monoclonal antibody, showing specific staining in microtubule ends in green. Microtubule- and nuclear probes are visualized in red and blue, respectively (where available). Antibody staining is shown in green.



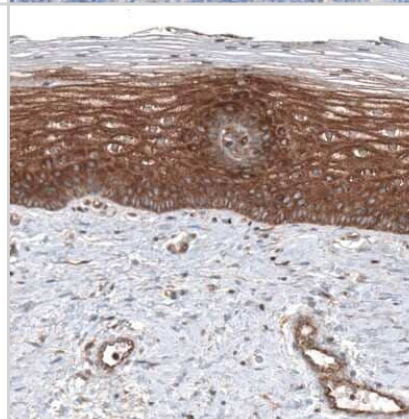
Immunohistochemistry-Paraffin: CLIP170 Antibody (CL4851) [NBP2-61144] - Staining of human kidney shows moderate to strong cytoplasmic immunoreactivity in renal tubules.



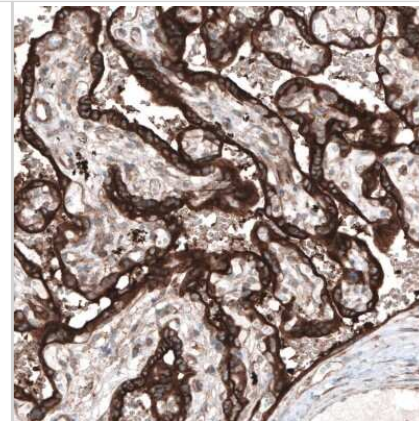
Immunohistochemistry-Paraffin: CLIP170 Antibody (CL4851) [NBP2-61144] - Staining of human cerebellum shows moderate cytoplasmic immunoreactivity in a subset of neuronal cells.



Immunohistochemistry-Paraffin: CLIP170 Antibody (CL4851) [NBP2-61144] - Staining of human cervix shows strong cytoplasmic positivity in squamous epithelial cells.



Immunohistochemistry-Paraffin: CLIP170 Antibody (CL4851) [NBP2-61144] - Staining of human placenta shows strong cytoplasmic immunoreactivity in trophoblast.





Novus Biologicals USA

10730 E. Briarwood Avenue
Centennial, CO 80112
USA
Phone: 303.730.1950
Toll Free: 1.888.506.6887
Fax: 303.730.1966
nb-customerservice@bio-techne.com

Bio-Techne Canada

21 Canmotor Ave
Toronto, ON M8Z 4E6
Canada
Phone: 905.827.6400
Toll Free: 855.668.8722
Fax: 905.827.6402
canada.inquires@bio-techne.com

Bio-Techne Ltd

19 Barton Lane
Abingdon Science Park
Abingdon, OX14 3NB, United Kingdom
Phone: (44) (0) 1235 529449
Free Phone: 0800 37 34 15
Fax: (44) (0) 1235 533420
info.EMEA@bio-techne.com

General Contact Information

www.novusbio.com
Technical Support: nb-technical@bio-techne.com
Orders: nb-customerservice@bio-techne.com
General: novus@novusbio.com

Products Related to NBP2-61144

| | |
|------------------|---|
| HAF007 | Goat anti-Mouse IgG Secondary Antibody [HRP] |
| NB720-B | Rabbit anti-Mouse IgG (H+L) Secondary Antibody [Biotin] |
| NBP1-97005-0.5mg | Mouse IgG1 Isotype Control (MG1) |
| NBP1-85568PEP | CLIP170 Recombinant Protein Antigen |

Limitations

This product is for research use only and is not approved for use in humans or in clinical diagnosis. Primary Antibodies are guaranteed for 1 year from date of receipt.

For more information on our 100% guarantee, please visit www.novusbio.com/guarantee

Earn gift cards/discounts by submitting a review: www.novusbio.com/reviews/submit/NBP2-61144

Earn gift cards/discounts by submitting a publication using this product:
www.novusbio.com/publications

