

# Product Datasheet

## SOX10 Antibody (SOX10/1074) - Azide and BSA Free NBP2-59623

Unit Size: 100 ug

Store at -20 to -80C. Avoid freeze-thaw cycles.

[www.novusbio.com](http://www.novusbio.com)



[technical@novusbio.com](mailto:technical@novusbio.com)

Protocols, Publications, Related Products, Reviews, Research Tools and Images at:  
[www.novusbio.com/NBP2-59623](http://www.novusbio.com/NBP2-59623)

Updated 10/23/2024 v.20.1

Earn rewards for product  
reviews and publications.

Submit a publication at [www.novusbio.com/publications](http://www.novusbio.com/publications)

Submit a review at [www.novusbio.com/reviews/destination/NBP2-59623](http://www.novusbio.com/reviews/destination/NBP2-59623)



**NBP2-59623**

SOX10 Antibody (SOX10/1074) - Azide and BSA Free

Product Information	
Unit Size	100 ug
Concentration	1.0 mg/ml
Storage	Store at -20 to -80C. Avoid freeze-thaw cycles.
Clonality	Monoclonal
Clone	SOX10/1074
Preservative	No Preservative
Isotype	IgG2b Kappa
Purity	Protein A or G purified
Buffer	10 mM PBS

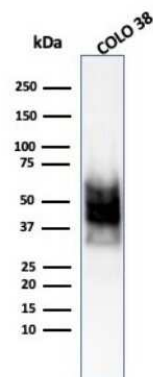
Product Description	
Description	<p>Human Chromosome Location: 22q13.1</p> <p>1.0 mg/ml of antibody purified from Bioreactor Concentrate by Protein A/G. Prepared in 10mM PBS WITHOUT BSA &amp; azide. Also available at 200 ug/ml WITH BSA &amp; azide (NBP2-59622).</p> <p>Antibody with azide - store at 2 to 8C. Antibody without azide - store at -20 to -80 C.</p>
Host	Mouse
Gene ID	6663
Gene Symbol	SOX10
Species	Human, Mouse
Marker	Melanoma Marker
Specificity/Sensitivity	<p>The specificity of this monoclonal antibody to its intended target was validated by HuProt™ Array, containing more than 19,000, full-length human proteins. Recognizes a protein of ~55kDa, identified as SOX10. This monoclonal antibody is highly specific and does not cross-react with other members of the SOX-family. SOX genes comprise a family of genes that are related to the mammalian sex-determining gene SRY. These genes similarly contain sequences that encode for the HMG-box domain, which is responsible for the sequence-specific DNA-binding activity. SOX-10 is a sensitive marker of melanoma, including conventional, spindle, and desmoplastic subtypes. It is expressed by metastatic melanomas and nodal capsular nevus in sentinel lymph nodes, but not by other lymph node components such as dendritic cells, which usually express S100 protein. Commonly used melanoma markers, such as anti-HMB-45 and anti-Melan-A, are poorly expressed in desmoplastic melanomas while SOX-10 is moderately-to-strongly expressed in desmoplastic melanomas. SOX-10 is considered as a very reliable marker for recognizing residual desmoplastic melanomas. In normal tissues, it is expressed in Schwann cells, melanocytes, and myoepithelial cells of salivary, bronchial and mammary glands. SOX-10 expression is also observed in mast cells.</p>
Immunogen	Recombinant human SOX10 protein fragment (around aa115-269) (exact sequence is proprietary) (Uniprot: P56693 )

**Product Application Details**

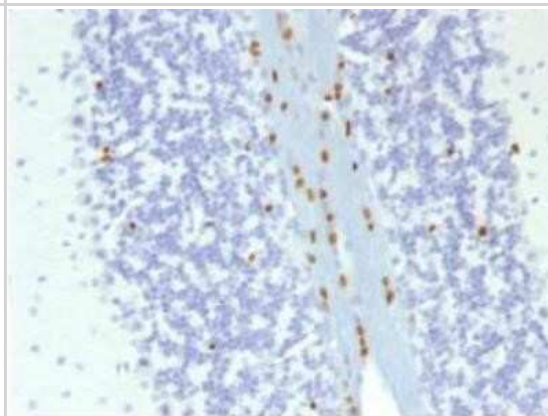
<b>Applications</b>	Western Blot, Immunohistochemistry, Immunohistochemistry-Paraffin, Protein Array, CyTOF-ready
<b>Recommended Dilutions</b>	Western Blot 0.5-1 ug/ml, Immunohistochemistry, Immunohistochemistry-Paraffin 0.5-1 ug/ml, Protein Array, CyTOF-ready
<b>Application Notes</b>	Immunohistochemistry (Formalin-fixed): 1-2ug/ml for 30 minutes at RT. Staining of formalin-fixed tissues requires heating tissue sections in 10mM Tris with 1mM EDTA, pH 9.0, for 45 min at 95C followed by cooling at RT for 20 minutes. Optimal dilution for a specific application should be determined.

## Images

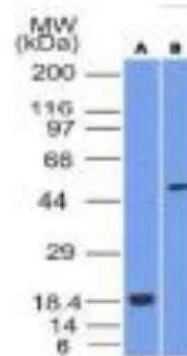
Western Blot: SOX10 Antibody (SOX10/1074) - Azide and BSA Free [NBP2-59623] - Western blot analysis of COLO-38 cell lysate using SOX10 antibody (SOX10/1074).



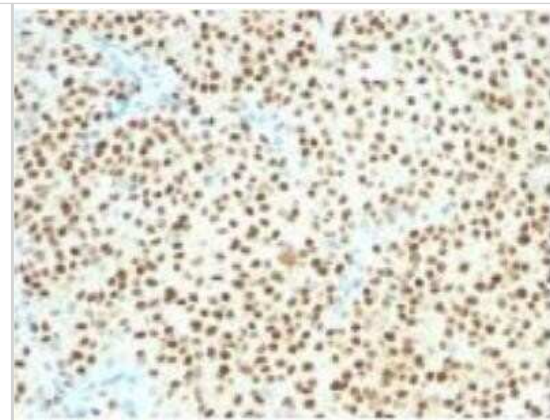
Immunohistochemistry-Paraffin: SOX10 Antibody (SOX10/1074) - Azide and BSA Free [NBP2-59623] - Formalin-fixed, paraffin-embedded Mouse Brain stained with SOX10 Mouse Monoclonal Antibody (SOX10/1074).



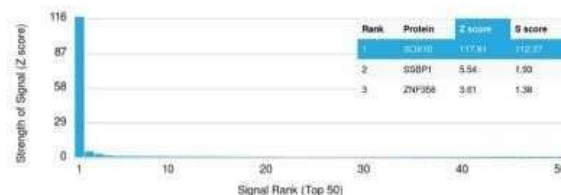
Western Blot: SOX10 Antibody (SOX10/1074) - Azide and BSA Free [NBP2-59623] - analysis of SOX10 (A) Recombinant protein; (B) A375 Cell lysate using SOX10 Mouse Monoclonal Antibody (SOX10/1074)



Immunohistochemistry-Paraffin: SOX10 Antibody (SOX10/1074) - Azide and BSA Free [NBP2-59623] - Formalin-fixed, paraffin-embedded Human Melanoma stained with SOX10 Mouse Monoclonal Antibody (SOX10/1074).



Protein Array: SOX10 Antibody (SOX10/1074) - Azide and BSA Free [NBP2-59623] - Analysis of Protein Array containing more than 19,000 full-length human proteins. Z- and S- Score: The Z-score represents the strength of a signal that an antibody (in combination with a fluorescently-tagged anti-IgG secondary) produces when binding to a particular protein on the HuProt array. Z-scores are described in units of standard deviations above the mean value of all signals generated on that array. If targets on HuProt are arranged in descending order of the Z-score, the S-score is the difference between the Z-score. S-score therefore represents the relative target specificity of an Ab to its intended target. An Ab is considered to be specific to its intended target, if the Ab has an S-score of at least 2.5.





### **Novus Biologicals USA**

10730 E. Briarwood Avenue  
Centennial, CO 80112  
USA  
Phone: 303.730.1950  
Toll Free: 1.888.506.6887  
Fax: 303.730.1966  
nb-customerservice@bio-techne.com

### **Bio-Techne Canada**

21 Canmotor Ave  
Toronto, ON M8Z 4E6  
Canada  
Phone: 905.827.6400  
Toll Free: 855.668.8722  
Fax: 905.827.6402  
canada.inquires@bio-techne.com

### **Bio-Techne Ltd**

19 Barton Lane  
Abingdon Science Park  
Abingdon, OX14 3NB, United Kingdom  
Phone: (44) (0) 1235 529449  
Free Phone: 0800 37 34 15  
Fax: (44) (0) 1235 533420  
info.EMEA@bio-techne.com

### **General Contact Information**

www.novusbio.com  
Technical Support: nb-technical@bio-techne.com  
Orders: nb-customerservice@bio-techne.com  
General: novus@novusbio.com

### **Products Related to NBP2-59623**

---

HAF007	Goat anti-Mouse IgG Secondary Antibody [HRP]
NB720-B	Rabbit anti-Mouse IgG (H+L) Secondary Antibody [Biotin]
NBP1-43317-0.5mg	Mouse IgG2b Kappa Light Chain Isotype Control (MG2b)
H00006663-Q01-10ug	Recombinant Human SOX10 GST (N-Term) Protein

---

### **Limitations**

This product is for research use only and is not approved for use in humans or in clinical diagnosis. Primary Antibodies are guaranteed for 1 year from date of receipt.

For more information on our 100% guarantee, please visit [www.novusbio.com/guarantee](http://www.novusbio.com/guarantee)

Earn gift cards/discounts by submitting a review: [www.novusbio.com/reviews/submit/NBP2-59623](http://www.novusbio.com/reviews/submit/NBP2-59623)

Earn gift cards/discounts by submitting a publication using this product:  
[www.novusbio.com/publications](http://www.novusbio.com/publications)

