

Product Datasheet

DEC R1 Antibody (3B2) - BSA Free NBP2-59469-100ul

Unit Size: 100 ul

Store at 4C short term. Aliquot and store at -20C long term. Avoid freeze-thaw cycles.

www.novusbio.com



technical@novusbio.com

Protocols, Publications, Related Products, Reviews, Research Tools and Images at:
www.novusbio.com/NBP2-59469

Updated 10/23/2024 v.20.1

Earn rewards for product
reviews and publications.

Submit a publication at www.novusbio.com/publications

Submit a review at www.novusbio.com/reviews/destination/NBP2-59469



NBP2-59469-100ul


DECR1 Antibody (3B2) - BSA Free

Product Information	
Unit Size	100 ul
Concentration	1 mg/ml
Storage	Store at 4C short term. Aliquot and store at -20C long term. Avoid freeze-thaw cycles.
Clonality	Monoclonal
Clone	3B2
Preservative	0.02% Sodium Azide
Isotype	IgG2b Kappa
Purity	Protein A purified
Buffer	PBS (pH 7.4), 10% Glycerol
Product Description	
Host	Mouse
Gene ID	1666
Gene Symbol	DECR1
Species	Human
Immunogen	Recombinant human DECR1 (35-335aa) purified from E. coli
Product Application Details	
Applications	Western Blot, ELISA, Flow Cytometry, Immunocytochemistry/ Immunofluorescence
Recommended Dilutions	Western Blot 1:1000, Flow Cytometry 1:10-1:1069, ELISA, Immunocytochemistry/ Immunofluorescence 1:100

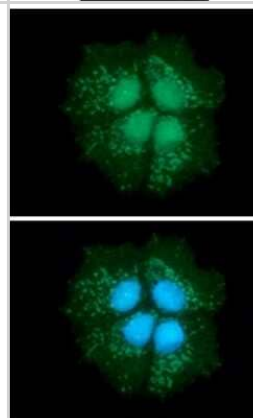


Images

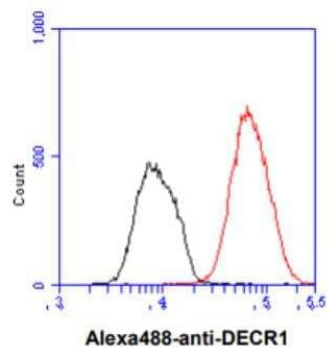
Western Blot: DECR1 Antibody (3B2) [NBP2-59469] - Lane 1: PC3 cell lysates, Lane 2: HepG2 cell lysates



Immunocytochemistry/Immunofluorescence: DECR1 Antibody (3B2) [NBP2-59469] - Analysis of DECR1 in Hep3B cells line, stained with DAPI (Blue) for nucleus staining and monoclonal anti-human DECR1 antibody (1:100) with goat anti-mouse IgG-Alexa fluor 488 conjugate (Green).



Flow Cytometry: DECR1 Antibody (3B2) [NBP2-59469] - Analysis of DECR1 in Hep3B cell line, staining at 2-5ug for 1x10⁶ cells (red line). The secondary antibody used goat anti-mouse IgG Alexa fluor 488 conjugate. Isotype control antibody was mouse IgG (black line).





Novus Biologicals USA

10730 E. Briarwood Avenue
Centennial, CO 80112
USA
Phone: 303.730.1950
Toll Free: 1.888.506.6887
Fax: 303.730.1966
nb-customerservice@bio-techne.com

Bio-Techne Canada

21 Canmotor Ave
Toronto, ON M8Z 4E6
Canada
Phone: 905.827.6400
Toll Free: 855.668.8722
Fax: 905.827.6402
canada.inquires@bio-techne.com

Bio-Techne Ltd

19 Barton Lane
Abingdon Science Park
Abingdon, OX14 3NB, United Kingdom
Phone: (44) (0) 1235 529449
Free Phone: 0800 37 34 15
Fax: (44) (0) 1235 533420
info.EMEA@bio-techne.com

General Contact Information

www.novusbio.com
Technical Support: nb-technical@bio-techne.com
Orders: nb-customerservice@bio-techne.com
General: novus@novusbio.com

Products Related to NBP2-59469-100ul

HAF007	Goat anti-Mouse IgG Secondary Antibody [HRP]
NB720-B	Rabbit anti-Mouse IgG (H+L) Secondary Antibody [Biotin]
NBP1-43317-0.5mg	Mouse IgG2b Kappa Light Chain Isotype Control (MG2b)
NBP1-51054-0.05mg	Recombinant Human DECR1 His Protein

Limitations

This product is for research use only and is not approved for use in humans or in clinical diagnosis. Primary Antibodies are guaranteed for 1 year from date of receipt.

For more information on our 100% guarantee, please visit www.novusbio.com/guarantee

Earn gift cards/discounts by submitting a review: www.novusbio.com/reviews/submit/NBP2-59469

Earn gift cards/discounts by submitting a publication using this product:
www.novusbio.com/publications

