

# Product Datasheet

## **GSTT1 Antibody (38D11) - BSA Free** **NBP2-59453-100ul**

Unit Size: 100 ul

Store at 4C short term. Aliquot and store at -20C long term. Avoid freeze-thaw cycles.

[www.novusbio.com](http://www.novusbio.com)



[technical@novusbio.com](mailto:technical@novusbio.com)

Protocols, Publications, Related Products, Reviews, Research Tools and Images at:  
[www.novusbio.com/NBP2-59453](http://www.novusbio.com/NBP2-59453)

Updated 10/23/2024 v.20.1

Earn rewards for product  
reviews and publications.

Submit a publication at [www.novusbio.com/publications](http://www.novusbio.com/publications)

Submit a review at [www.novusbio.com/reviews/destination/NBP2-59453](http://www.novusbio.com/reviews/destination/NBP2-59453)



**NBP2-59453-100ul**

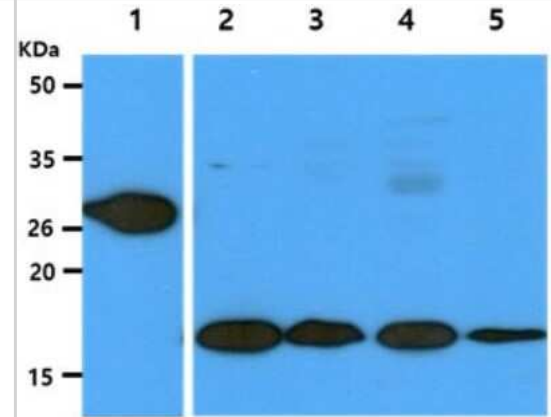
GSTT1 Antibody (38D11) - BSA Free

| Product Information         |   |
|-----------------------------|---|
| Unit Size                   | 100 ul  |
| Concentration               | 1 mg/ml   |
| Storage                     | Store at 4C short term. Aliquot and store at -20C long term. Avoid freeze-thaw cycles.              |
| Clonality                   | Monoclonal  |
| Clone                       | 38D11   |
| Preservative                | 0.02% Sodium Azide  |
| Isotype                     | IgG2b Kappa   |
| Purity                      | Protein A purified  |
| Buffer                      | PBS (pH 7.4), 10% Glycerol  |
| Product Description         |   |
| Host                        | Mouse   |
| Gene ID                     | 2952  |
| Gene Symbol                 | GSTT1   |
| Species                     | Human   |
| Immunogen                   | Recombinant human GSTT1 (1-240aa) purified from E. coli   |
| Product Application Details |   |
| Applications                | Western Blot, ELISA, Flow Cytometry, Immunocytochemistry/Immunofluorescence                         |
| Recommended Dilutions       | Western Blot 1:500, Flow Cytometry 1:10-1:1056, ELISA, Immunocytochemistry/Immunofluorescence 1:100 |

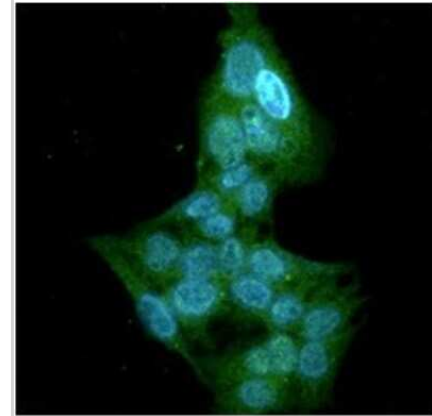


## Images

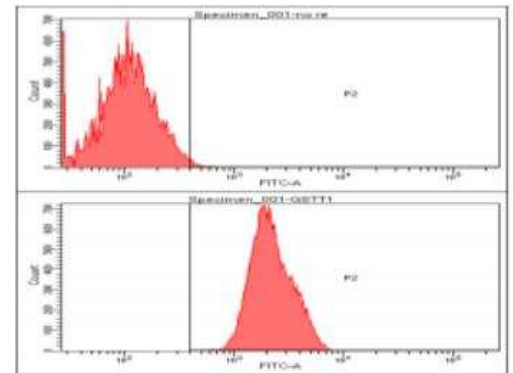
Western Blot: GSTT1 Antibody (38D11) [NBP2-59453] - Lane 1: GSTT1 Recombinant protein, Lane 2: HeLa cell lysates, Lane 3: 293T cell lysates, Lane 4: Jurkat cell lysates, Lane 5: HL-60 cell lysates.



Immunocytochemistry/Immunofluorescence: GSTT1 Antibody (38D11) [NBP2-59453] - Analysis of GSTT1 in HepG2 cells line, stained with DAPI (Blue) for nucleus staining and monoclonal anti-human GSTT1 antibody (1:100) with goat anti-mouse IgG-Alexa fluor 488 conjugate (Green).



Flow Cytometry: GSTT1 Antibody (38D11) [NBP2-59453] - Analysis of GSTT1 in Hep3B cell line, staining at 2-5ug for 1x10<sup>6</sup> cells. The secondary antibody used goat anti-mouse IgG Alexa fluor 488 conjugate.





### **Novus Biologicals USA**

10730 E. Briarwood Avenue  
Centennial, CO 80112  
USA  
Phone: 303.730.1950  
Toll Free: 1.888.506.6887  
Fax: 303.730.1966  
nb-customerservice@bio-techne.com

### **Bio-Techne Canada**

21 Canmotor Ave  
Toronto, ON M8Z 4E6  
Canada  
Phone: 905.827.6400  
Toll Free: 855.668.8722  
Fax: 905.827.6402  
canada.inquires@bio-techne.com

### **Bio-Techne Ltd**

19 Barton Lane  
Abingdon Science Park  
Abingdon, OX14 3NB, United Kingdom  
Phone: (44) (0) 1235 529449  
Free Phone: 0800 37 34 15  
Fax: (44) (0) 1235 533420  
info.EMEA@bio-techne.com

### **General Contact Information**

[www.novusbio.com](http://www.novusbio.com)  
Technical Support: nb-technical@bio-techne.com  
Orders: nb-customerservice@bio-techne.com  
General: novus@novusbio.com

### **Products Related to NBP2-59453-100ul**

|                  |   |
|------------------|---|
| HAF007           | Goat anti-Mouse IgG Secondary Antibody [HRP]            |
| NB720-B          | Rabbit anti-Mouse IgG (H+L) Secondary Antibody [Biotin] |
| NBP1-43317-0.5mg | Mouse IgG2b Kappa Light Chain Isotype Control (MG2b)    |
| NBC1-28782-0.1mg | Recombinant Human GSTT1 His Protein                     |

### **Limitations**

This product is for research use only and is not approved for use in humans or in clinical diagnosis. Primary Antibodies are guaranteed for 1 year from date of receipt.

For more information on our 100% guarantee, please visit [www.novusbio.com/guarantee](http://www.novusbio.com/guarantee)

Earn gift cards/discounts by submitting a review: [www.novusbio.com/reviews/submit/NBP2-59453](http://www.novusbio.com/reviews/submit/NBP2-59453)

Earn gift cards/discounts by submitting a publication using this product:  
[www.novusbio.com/publications](http://www.novusbio.com/publications)

