

Product Datasheet

KRAS Antibody (2F8) - BSA Free NBP2-59413-100ul

Unit Size: 100 ul

Store at 4C short term. Aliquot and store at -20C long term. Avoid freeze-thaw cycles.

www.novusbio.com



technical@novusbio.com

Publications: 1

Protocols, Publications, Related Products, Reviews, Research Tools and Images at:
www.novusbio.com/NBP2-59413

Updated 10/23/2024 v.20.1

Earn rewards for product
reviews and publications.

Submit a publication at www.novusbio.com/publications

Submit a review at www.novusbio.com/reviews/destination/NBP2-59413



NBP2-59413-100ul

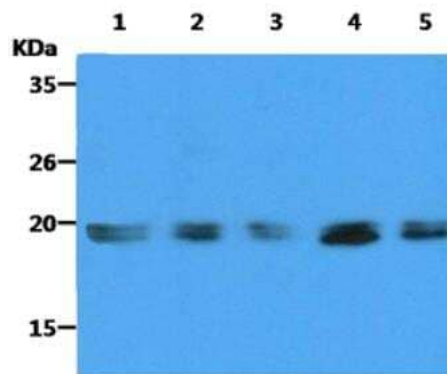
KRAS Antibody (2F8) - BSA Free

Product Information	
Unit Size	100 ul
Concentration	1 mg/ml
Storage	Store at 4C short term. Aliquot and store at -20C long term. Avoid freeze-thaw cycles.
Clonality	Monoclonal
Clone	2F8
Preservative	0.02% Sodium Azide
Isotype	IgG2b Kappa
Purity	Protein A purified
Buffer	PBS (pH 7.4), 10% Glycerol
Product Description	
Host	Mouse
Gene ID	3845
Gene Symbol	KRAS
Species	Human
Immunogen	Recombinant human KRAS (1-186aa) purified from E. coli
Product Application Details	
Applications	Western Blot, ELISA, Immunocytochemistry/ Immunofluorescence
Recommended Dilutions	Western Blot 1:1000, ELISA, Immunocytochemistry/ Immunofluorescence 1:100

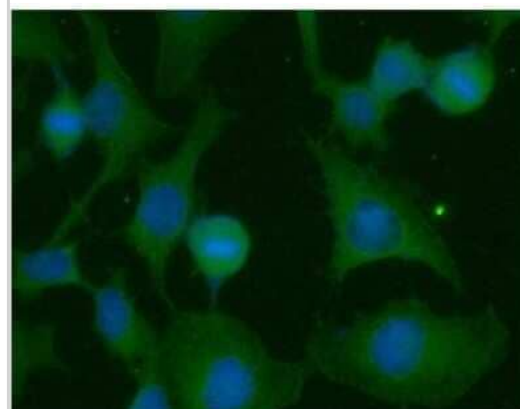


Images

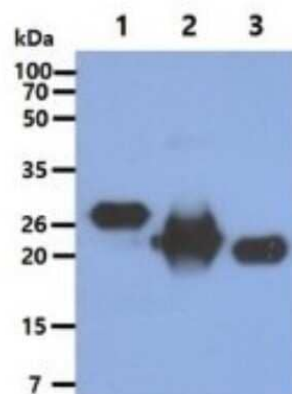
Western Blot: KRAS Antibody (2F8) [NBP2-59413] - The Cell lysates (40ug) were resolved by SDS-PAGE, transferred to PVDF membrane and probed with anti-human RAS antibody (1:500). Proteins were visualized using a goat anti-mouse secondary antibody conjugated to HRP and an ECL detection system. Lane 1. : HeLa cell lysate Lane 2. : HepG2 cell lysate Lane 3. : Ramos cell lysate Lane 4. : A549 cell lysate Lane 5. : Balb/3T3 cell lysate



Immunocytochemistry/Immunofluorescence: KRAS Antibody (2F8) [NBP2-59413] - Analysis of RAS in HeLa cells line, stained with DAPI (Blue) for nucleus staining and monoclonal anti-human RAS antibody (1:100) with goat anti-mouse IgG-Alexa fluor 488 conjugate (Green).



Western Blot: KRAS Antibody (2F8) [NBP2-59413] - Lane 1: KRAS recombinant protein, Lane 2: HRAS recombinant protein, Lane 3: NRAS recombinant protein



Publications

Beliakova-Bethell N, Manousopoulou A, Deshmukh S et al. Integrated proteomics and transcriptomics analyses identify novel cell surface markers of HIV latency *Virology* 2022-06-04 [PMID: 35714458]



Novus Biologicals USA

10730 E. Briarwood Avenue
Centennial, CO 80112
USA
Phone: 303.730.1950
Toll Free: 1.888.506.6887
Fax: 303.730.1966
nb-customerservice@bio-techne.com

Bio-Techne Canada

21 Canmotor Ave
Toronto, ON M8Z 4E6
Canada
Phone: 905.827.6400
Toll Free: 855.668.8722
Fax: 905.827.6402
canada.inquires@bio-techne.com

Bio-Techne Ltd

19 Barton Lane
Abingdon Science Park
Abingdon, OX14 3NB, United Kingdom
Phone: (44) (0) 1235 529449
Free Phone: 0800 37 34 15
Fax: (44) (0) 1235 533420
info.EMEA@bio-techne.com

General Contact Information

www.novusbio.com
Technical Support: nb-technical@bio-techne.com
Orders: nb-customerservice@bio-techne.com
General: novus@novusbio.com

Products Related to NBP2-59413-100ul

HAF007	Goat anti-Mouse IgG Secondary Antibody [HRP]
NB720-B	Rabbit anti-Mouse IgG (H+L) Secondary Antibody [Biotin]
NBP1-43317-0.5mg	Mouse IgG2b Kappa Light Chain Isotype Control (MG2b)
H00003845-P01-10ug	Recombinant Human KRAS GST (N-Term) Protein

Limitations

This product is for research use only and is not approved for use in humans or in clinical diagnosis. Primary Antibodies are guaranteed for 1 year from date of receipt.

For more information on our 100% guarantee, please visit www.novusbio.com/guarantee

Earn gift cards/discounts by submitting a review: www.novusbio.com/reviews/submit/NBP2-59413

Earn gift cards/discounts by submitting a publication using this product:
www.novusbio.com/publications

