

Product Datasheet

AHSA1 Antibody (3E9) - BSA Free NBP2-59405-100ul

Unit Size: 100 ul

Store at 4C short term. Aliquot and store at -20C long term. Avoid freeze-thaw cycles.

www.novusbio.com



technical@novusbio.com

Protocols, Publications, Related Products, Reviews, Research Tools and Images at:
www.novusbio.com/NBP2-59405

Updated 10/23/2024 v.20.1

Earn rewards for product
reviews and publications.

Submit a publication at www.novusbio.com/publications

Submit a review at www.novusbio.com/reviews/destination/NBP2-59405



NBP2-59405-100ul


AHSA1 Antibody (3E9) - BSA Free

Product Information	
Unit Size	100 ul
Concentration	1 mg/ml
Storage	Store at 4C short term. Aliquot and store at -20C long term. Avoid freeze-thaw cycles.
Clonality	Monoclonal
Clone	3E9
Preservative	0.02% Sodium Azide
Isotype	IgG2b Kappa
Purity	Protein A purified
Buffer	PBS (pH 7.4), 10% Glycerol
Product Description	
Host	Mouse
Gene ID	10598
Gene Symbol	AHSA1
Species	Human
Immunogen	Recombinant human AHSA1 (19-337aa) purified from E. coli
Product Application Details	
Applications	Western Blot, ELISA, Immunocytochemistry/ Immunofluorescence
Recommended Dilutions	Western Blot 1:1000, ELISA, Immunocytochemistry/ Immunofluorescence 1:100

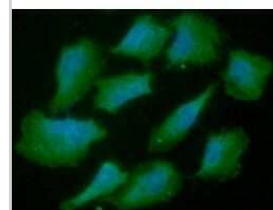
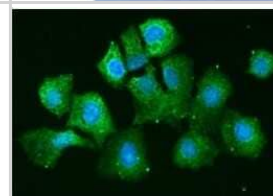


Images

Western Blot: AHSA1 Antibody (3E9) [NBP2-59405] - Lane 1: Recombinant protein, Lane 2: MCF-7 cell lysates, Lane 3: PC-3 cell lysates, Lane 4: 293T cell lysates, Lane 5: HeLa cell lysates



Immunocytochemistry/Immunofluorescence: AHSA1 Antibody (3E9) [NBP2-59405] - Analysis of AHA1 in Hep3B cells line, stained with DAPI (Blue) for nucleus staining and monoclonal anti-human AHA1 antibody (1:100) with goat anti-mouse IgG-Alexa fluor 488 conjugate (Green). Analysis of AHA1 in A549 cells line, stained with DAPI (Blue) for nucleus staining and monoclonal anti-human AHA1 antibody (1:100) with goat anti-mouse IgG-Alexa fluor 488 conjugate (Green).



**Novus Biologicals USA**

10730 E. Briarwood Avenue
Centennial, CO 80112
USA
Phone: 303.730.1950
Toll Free: 1.888.506.6887
Fax: 303.730.1966
nb-customerservice@bio-techne.com

Bio-Techne Canada

21 Canmotor Ave
Toronto, ON M8Z 4E6
Canada
Phone: 905.827.6400
Toll Free: 855.668.8722
Fax: 905.827.6402
canada.inquires@bio-techne.com

Bio-Techne Ltd

19 Barton Lane
Abingdon Science Park
Abingdon, OX14 3NB, United Kingdom
Phone: (44) (0) 1235 529449
Free Phone: 0800 37 34 15
Fax: (44) (0) 1235 533420
info.EMEA@bio-techne.com

General Contact Information

www.novusbio.com
Technical Support: nb-technical@bio-techne.com
Orders: nb-customerservice@bio-techne.com
General: novus@novusbio.com

Products Related to NBP2-59405-100ul

HAF007	Goat anti-Mouse IgG Secondary Antibody [HRP]
NB720-B	Rabbit anti-Mouse IgG (H+L) Secondary Antibody [Biotin]
NBP1-43317-0.5mg	Mouse IgG2b Kappa Light Chain Isotype Control (MG2b)
NBP3-18327-100ug	Recombinant Yeast AHSA1 His Protein

Limitations

This product is for research use only and is not approved for use in humans or in clinical diagnosis. Primary Antibodies are guaranteed for 1 year from date of receipt.

For more information on our 100% guarantee, please visit www.novusbio.com/guarantee

Earn gift cards/discounts by submitting a review: www.novusbio.com/reviews/submit/NBP2-59405

Earn gift cards/discounts by submitting a publication using this product:
www.novusbio.com/publications

