

Product Datasheet

Citrulline Antibody (6C2.1) - BSA Free NBP2-59365

Unit Size: 100 ug

Store at -20C.

www.novusbio.com



technical@novusbio.com

Protocols, Publications, Related Products, Reviews, Research Tools and Images at:
www.novusbio.com/NBP2-59365

Updated 9/9/2025 v.20.1

Earn rewards for product
reviews and publications.

Submit a publication at www.novusbio.com/publications

Submit a review at www.novusbio.com/reviews/destination/NBP2-59365



NBP2-59365

Citrulline Antibody (6C2.1) - BSA Free

Product Information	
Unit Size	100 ug
Concentration	Please see the vial label for concentration. If unlisted please contact technical services.
Storage	Store at -20C.
Clonality	Monoclonal
Clone	6C2.1
Preservative	0.09% Sodium Azide
Isotype	IgG1
Purity	Protein G purified
Buffer	PBS (pH 7.4), 50% Glycerol

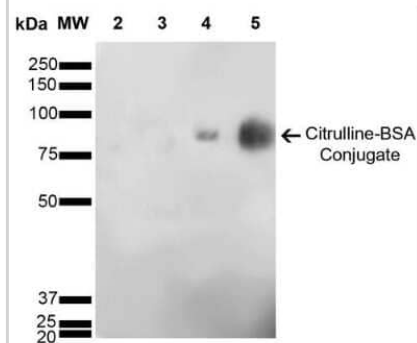
Product Description	
Description	Novus Biologicals Mouse Citrulline Antibody (6C2.1) - BSA Free (NBP2-59365) is a monoclonal antibody validated for use in IHC, WB, ELISA and ICC/IF. All Novus Biologicals antibodies are covered by our 100% guarantee.
Host	Mouse
Species	Non-species specific
Specificity/Sensitivity	Specific for citrulline residues on modified proteins. Tested using citrulline conjugated Bovine Serum Albumin (BSA).
Immunogen	Synthetic L-Citrulline conjugated to Keyhole Limpet Hemocyanin (KLH).

Product Application Details	
Applications	Western Blot, Immunohistochemistry-Paraffin, ELISA, Immunocytochemistry/Immunofluorescence, Immunohistochemistry
Recommended Dilutions	Western Blot 1:1000, ELISA 1:1000, Immunohistochemistry 1:25, Immunocytochemistry/ Immunofluorescence 1:50, Immunohistochemistry-Paraffin

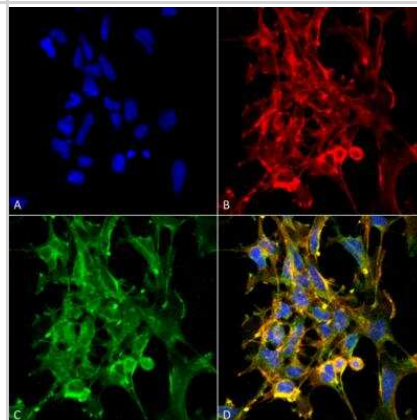


Images

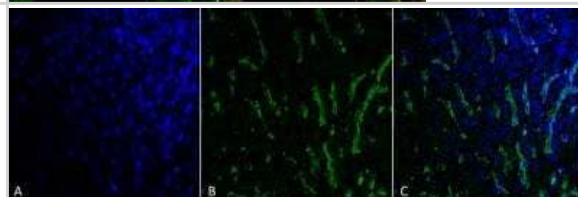
Western Blot: Citrulline Antibody (6C2.1) [NBP2-59365] - Western Blot analysis of Citrulline-BSA Conjugate showing detection of 67 kDa Citrulline protein using Mouse Anti-Citrulline Monoclonal Antibody, Clone 6C2.1 (NBP2-59365). Lane 1: Molecular Weight Ladder (MW). Lane 2: BSA (0.5 ug). Lane 3: BSA (2.0 ug). Lane 4: Citrulline-BSA (0.5 ug). Lane 5: Citrulline-BSA (2.0 ug). Block: 5% Skim Milk in TBST. Primary Antibody: Mouse Anti-Citrulline Monoclonal Antibody (NBP2-59365) at 1:1000 for 2 hours at RT. Secondary Antibody: Goat Anti-Mouse IgG: HRP at 1:2000 for 60 min at RT. Color Development: ECL solution for 5 min in RT. Predicted/Observed Size: 67 kDa.



Immunocytochemistry/Immunofluorescence: Citrulline Antibody (6C2.1) [NBP2-59365] - Analysis using Mouse Anti-Citrulline Monoclonal Antibody, Clone 6C2.1. Tissue: Embryonic kidney cells (HEK293). Species: Human. Fixation: 5% Formaldehyde for 5 min. Primary Antibody: Mouse Anti-Citrulline Monoclonal Antibody at 1:50 for 30-60 min at RT. Secondary Antibody: Goat Anti-Mouse Alexa Fluor 488 at 1:1500 for 30-60 min at RT. Counterstain: Phalloidin Alexa Fluor 633 F-Actin stain; DAPI (blue) nuclear stain at 1:250, 1:50000 for 30-60 min at RT. Magnification: 20X (2X Zoom). (A) DAPI (blue) nuclear stain. (B) Phalloidin Alex Fluor 633 F-Actin stain. (C) Citrulline Antibody (D) Composite. Courtesy of: Dr. Robert Burke, University of Victoria.



Immunohistochemistry-Paraffin: Citrulline Antibody (6C2.1) [NBP2-59365] - Tissue: Colon tissue. Species: Mouse. Fixation: Formalin fixed, paraffin embedded. Primary Antibody: Mouse Anti-Citrulline Monoclonal Antibody at 1:25 for 1 hour at RT. Secondary Antibody: Goat Anti-Mouse IgG: Alexa Fluor 488. Counterstain: DAPI (blue) nuclear stain. Magnification: 63X. (A) DAPI (blue) nuclear stain. (B) Citrulline Antibody (C) Composite.





Novus Biologicals USA

10730 E. Briarwood Avenue
Centennial, CO 80112
USA
Phone: 303.730.1950
Toll Free: 1.888.506.6887
Fax: 303.730.1966
nb-customerservice@bio-techne.com

Bio-Techne Canada

21 Canmotor Ave
Toronto, ON M8Z 4E6
Canada
Phone: 905.827.6400
Toll Free: 855.668.8722
Fax: 905.827.6402
canada.inquires@bio-techne.com

Bio-Techne Ltd

19 Barton Lane
Abingdon Science Park
Abingdon, OX14 3NB, United Kingdom
Phone: (44) (0) 1235 529449
Free Phone: 0800 37 34 15
Fax: (44) (0) 1235 533420
info.EMEA@bio-techne.com

General Contact Information

www.novusbio.com
Technical Support: nb-technical@bio-techne.com
Orders: nb-customerservice@bio-techne.com
General: novus@novusbio.com

Products Related to NBP2-59365

HAF007	Goat anti-Mouse IgG Secondary Antibody [HRP]
NB720-B	Rabbit anti-Mouse IgG (H+L) Secondary Antibody [Biotin]
NBP1-97005-0.5mg	Mouse IgG1 Isotype Control (MG1)

Limitations

This product is for research use only and is not approved for use in humans or in clinical diagnosis. Primary Antibodies are guaranteed for 1 year from date of receipt.

For more information on our 100% guarantee, please visit www.novusbio.com/guarantee

Earn gift cards/discounts by submitting a review: www.novusbio.com/reviews/submit/NBP2-59365

Earn gift cards/discounts by submitting a publication using this product:
www.novusbio.com/publications

