

Product Datasheet

N6-methyladenosine (m6A) Antibody (C.15200082) - BSA Free NBP2-59171

Unit Size: 50 ug

Store at -20C. Avoid freeze-thaw cycles.

www.novusbio.com



technical@novusbio.com

Protocols, Publications, Related Products, Reviews, Research Tools and Images at:
www.novusbio.com/NBP2-59171

Updated 9/9/2025 v.20.1

Earn rewards for product
reviews and publications.

Submit a publication at www.novusbio.com/publications

Submit a review at www.novusbio.com/reviews/destination/NBP2-59171



NBP2-59171

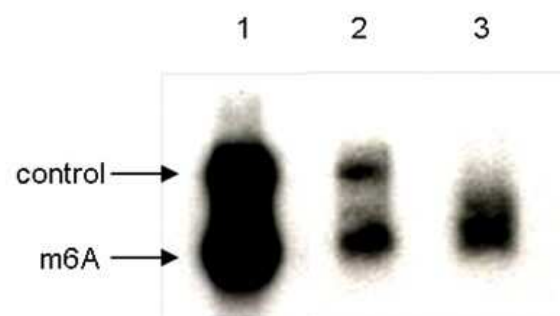
N6-methyladenosine (m6A) Antibody (C.15200082) - BSA Free

Product Information	
Unit Size	50 ug
Concentration	Please see the vial label for concentration. If unlisted please contact technical services.
Storage	Store at -20C. Avoid freeze-thaw cycles.
Clonality	Monoclonal
Clone	C.15200082
Preservative	0.05% Sodium Azide and 0.05% ProClin 300
Isotype	IgG1
Purity	Protein A purified
Buffer	PBS
Product Description	
Description	Novus Biologicals Mouse N6-methyladenosine (m6A) Antibody (C.15200082) - BSA Free (NBP2-59171) is a monoclonal antibody validated for use in IP. All Novus Biologicals antibodies are covered by our 100% guarantee.
Host	Mouse
Species	Human, Mouse
Immunogen	The exact immunogen is proprietary information.
Product Application Details	
Applications	Dot Blot, Immunoprecipitation
Recommended Dilutions	Immunoprecipitation 1 - 10 ug/IP, Dot Blot 1:500

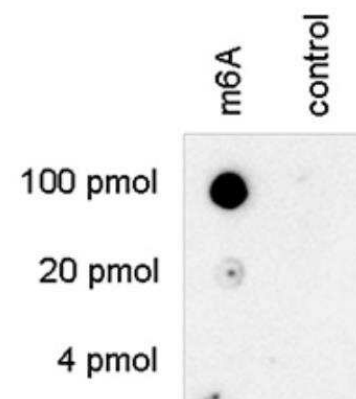


Images

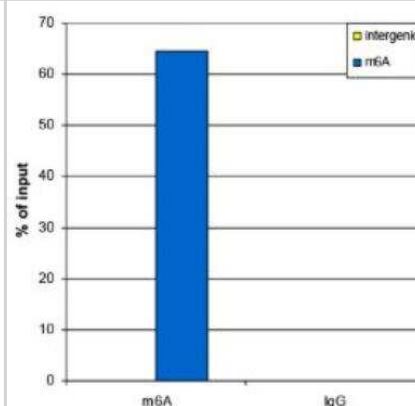
Immunoprecipitation: N6-methyladenosine (m6A) Antibody (C.15200082) [NBP2-59171] - Immunoprecipitation was performed on two radiolabelled synthetic DNA oligos, a 250 nt oligo containing m6A nucleotides and a 350 nt unmethylated control, using the monoclonal m6A antibody. The immunoprecipitated fraction is shown in lane 3. Lane 2 shows the non bound fraction, whereas the input is shown in lane 1.



Dot Blot: N6-methyladenosine (m6A) Antibody (C.15200082) [NBP2-59171] - Dot Blot analysis was performed using a synthetic DNA oligonucleotide containing different m6A modified bases and a negative control. 100 to 4 pmol of the respective oligos were spotted on the membrane. The antibody was diluted of 1:500 in TBS-T containing 10% skimmed milk and 1% BSA. Figure shows a high specificity of the antibody for the modified oligonucleotide.



Immunoprecipitation: N6-methyladenosine (m6A) Antibody (C.15200082) [NBP2-59171] - RNA Immunoprecipitation was performed on 40 ug HeLa total RNA spiked with 0.5 ug of an in vitro prepared transcript containing 6mA nucleotides, using 2 ug of the monoclonal m6A antibody. An equal amount of IgG was used as negative control. The immunoprecipitated RNA was subsequently analyzed by qRT-PCR with primers specific for the transcript and for an intergenic region, used as negative control. Figure shows the recovery, expressed as % input (the relative amount of immunoprecipitated DNA compared to input DNA after qPCR analysis).





Novus Biologicals USA

10730 E. Briarwood Avenue
Centennial, CO 80112
USA
Phone: 303.730.1950
Toll Free: 1.888.506.6887
Fax: 303.730.1966
nb-customerservice@bio-techne.com

Bio-Techne Canada

21 Canmotor Ave
Toronto, ON M8Z 4E6
Canada
Phone: 905.827.6400
Toll Free: 855.668.8722
Fax: 905.827.6402
canada.inquires@bio-techne.com

Bio-Techne Ltd

19 Barton Lane
Abingdon Science Park
Abingdon, OX14 3NB, United Kingdom
Phone: (44) (0) 1235 529449
Free Phone: 0800 37 34 15
Fax: (44) (0) 1235 533420
info.EMEA@bio-techne.com

General Contact Information

www.novusbio.com
Technical Support: nb-technical@bio-
techne.com
Orders: nb-customerservice@bio-techne.com
General: novus@novusbio.com

Products Related to NBP2-59171

HAF007	Goat anti-Mouse IgG Secondary Antibody [HRP]
NB720-B	Rabbit anti-Mouse IgG (H+L) Secondary Antibody [Biotin]
NBP1-97005-0.5mg	Mouse IgG1 Isotype Control (MG1)

Limitations

This product is for research use only and is not approved for use in humans or in clinical diagnosis. Primary Antibodies are guaranteed for 1 year from date of receipt.

For more information on our 100% guarantee, please visit www.novusbio.com/guarantee

Earn gift cards/discounts by submitting a review: www.novusbio.com/reviews/submit/NBP2-59171

Earn gift cards/discounts by submitting a publication using this product:
www.novusbio.com/publications

