

# Product Datasheet

## Ornithine Carbamoyltransferase Antibody (CL4046) - BSA Free NBP2-59039

Unit Size: 100 ul

Store at 4C short term. Aliquot and store at -20C long term. Avoid freeze-thaw cycles.

[www.novusbio.com](http://www.novusbio.com)



[technical@novusbio.com](mailto:technical@novusbio.com)

Protocols, Publications, Related Products, Reviews, Research Tools and Images at:  
[www.novusbio.com/NBP2-59039](http://www.novusbio.com/NBP2-59039)

Updated 2/27/2025 v.20.1

Earn rewards for product  
reviews and publications.

Submit a publication at [www.novusbio.com/publications](http://www.novusbio.com/publications)

Submit a review at [www.novusbio.com/reviews/destination/NBP2-59039](http://www.novusbio.com/reviews/destination/NBP2-59039)



**NBP2-59039**

Ornithine Carbamoyltransferase Antibody (CL4046) - BSA Free

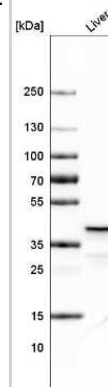
Product Information	
Unit Size	100 ul
Concentration	Concentrations vary lot to lot. See vial label for concentration. If unlisted please contact technical services.
Storage	Store at 4C short term. Aliquot and store at -20C long term. Avoid freeze-thaw cycles.
Clonality	Monoclonal
Clone	CL4046
Preservative	0.02% Sodium Azide
Isotype	IgG1
Purity	Protein A purified
Buffer	PBS (pH 7.2) and 40% Glycerol

Product Description	
Host	Mouse
Gene ID	5009
Gene Symbol	OTC
Species	Human
Reactivity Notes	Please note that this antibody is reactive to Mouse and derived from the same host, Mouse. Mouse-On-Mouse blocking reagent may be needed for IHC and ICC experiments to reduce high background signal. You can find these reagents under catalog numbers PK-2200-NB and MP-2400-NB. Please contact Technical Support if you have any questions
Immunogen	This antibody was developed using a recombinant protein derived from P00480, with the exact immunogen sequence remaining proprietary.

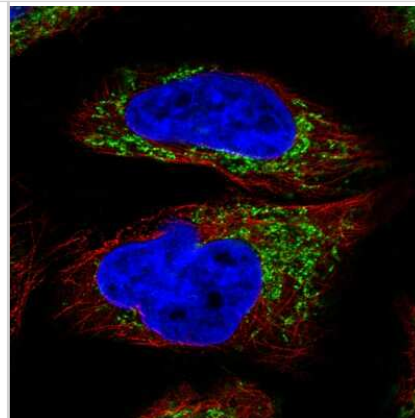
Product Application Details	
Applications	Western Blot, Immunocytochemistry/ Immunofluorescence, Immunohistochemistry, Immunohistochemistry-Paraffin
Recommended Dilutions	Western Blot 1 ug/ml, Immunohistochemistry 1:5000 - 1:10000, Immunocytochemistry/ Immunofluorescence 2-10 ug/ml, Immunohistochemistry-Paraffin 1:5000 - 1:10000
Application Notes	For IHC-Paraffin, HIER pH 6 retrieval is recommended. For ICC/IF, PFA/Triton X-100 is recommended for fixation/permeabilization.

**Images**

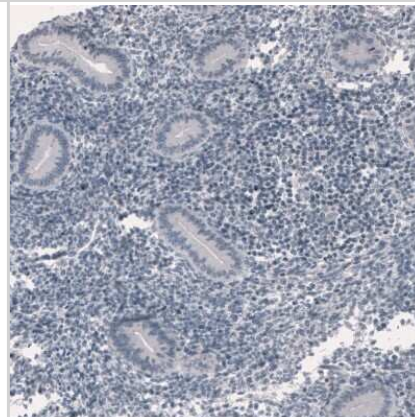
Western Blot: Ornithine Carbamoyltransferase Antibody (CL4046) [NBP2-59039] - Analysis in human liver tissue.



Immunocytochemistry/Immunofluorescence: Ornithine Carbamoyltransferase Antibody (CL4046) [NBP2-59039] - Staining of RH-30 cells using the Anti-OTC monoclonal antibody, showing specific staining in mitochondria in green. Microtubule- and nuclear probes are visualized in red and blue, respectively (where available).



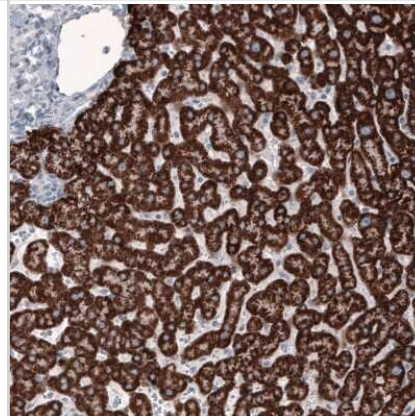
Immunohistochemistry-Paraffin: Ornithine Carbamoyltransferase Antibody (CL4046) [NBP2-59039] - Staining of human endometrium shows no positivity as expected (negative control).



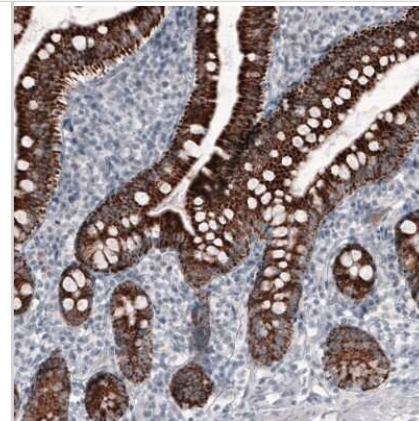
Immunohistochemistry-Paraffin: Ornithine Carbamoyltransferase Antibody (CL4046) [NBP2-59039] - Staining of human duodenum shows strong granular cytoplasmic immunoreactivity in glandular cells.



Immunohistochemistry-Paraffin: Ornithine Carbamoyltransferase Antibody (CL4046) [NBP2-59039] - Staining of human liver shows strong granular cytoplasmic positivity in hepatocytes.



Immunohistochemistry-Paraffin: Ornithine Carbamoyltransferase Antibody (CL4046) [NBP2-59039] - Staining of human small intestine shows granular cytoplasmic immunoreactivity in glandular cells.





### **Novus Biologicals USA**

10730 E. Briarwood Avenue  
Centennial, CO 80112  
USA  
Phone: 303.730.1950  
Toll Free: 1.888.506.6887  
Fax: 303.730.1966  
nb-customerservice@bio-techne.com

### **Bio-Techne Canada**

21 Canmotor Ave  
Toronto, ON M8Z 4E6  
Canada  
Phone: 905.827.6400  
Toll Free: 855.668.8722  
Fax: 905.827.6402  
canada.inquires@bio-techne.com

### **Bio-Techne Ltd**

19 Barton Lane  
Abingdon Science Park  
Abingdon, OX14 3NB, United Kingdom  
Phone: (44) (0) 1235 529449  
Free Phone: 0800 37 34 15  
Fax: (44) (0) 1235 533420  
info.EMEA@bio-techne.com

### **General Contact Information**

www.novusbio.com  
Technical Support: nb-technical@bio-techne.com  
Orders: nb-customerservice@bio-techne.com  
General: novus@novusbio.com

### **Products Related to NBP2-59039**

---

HAF007	Goat anti-Mouse IgG Secondary Antibody [HRP]
NB720-B	Rabbit anti-Mouse IgG (H+L) Secondary Antibody [Biotin]
NBP1-97005-0.5mg	Mouse IgG1 Isotype Control (MG1)
NBP1-99051-50ug	Recombinant Human Ornithine Carbamoyltransferase His Protein

---

### **Limitations**

This product is for research use only and is not approved for use in humans or in clinical diagnosis. Primary Antibodies are guaranteed for 1 year from date of receipt.

For more information on our 100% guarantee, please visit [www.novusbio.com/guarantee](http://www.novusbio.com/guarantee)

Earn gift cards/discounts by submitting a review: [www.novusbio.com/reviews/submit/NBP2-59039](http://www.novusbio.com/reviews/submit/NBP2-59039)

Earn gift cards/discounts by submitting a publication using this product:  
[www.novusbio.com/publications](http://www.novusbio.com/publications)

