

# Product Datasheet

## ACE-2 Antibody (CL4035) - BSA Free NBP2-59037

Unit Size: 100 ul

Store at 4C short term. Aliquot and store at -20C long term. Avoid freeze-thaw cycles.

[www.novusbio.com](http://www.novusbio.com)



[technical@novusbio.com](mailto:technical@novusbio.com)

Protocols, Publications, Related Products, Reviews, Research Tools and Images at:  
[www.novusbio.com/NBP2-59037](http://www.novusbio.com/NBP2-59037)

Updated 2/27/2025 v.20.1

Earn rewards for product  
reviews and publications.

Submit a publication at [www.novusbio.com/publications](http://www.novusbio.com/publications)

Submit a review at [www.novusbio.com/reviews/destination/NBP2-59037](http://www.novusbio.com/reviews/destination/NBP2-59037)



**NBP2-59037**

ACE-2 Antibody (CL4035) - BSA Free

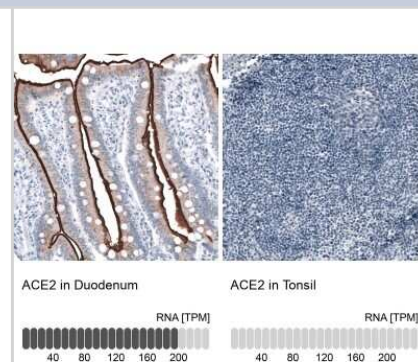
Product Information	
Unit Size	100 ul
Concentration	Concentrations vary lot to lot. See vial label for concentration. If unlisted please contact technical services.
Storage	Store at 4C short term. Aliquot and store at -20C long term. Avoid freeze-thaw cycles.
Clonality	Monoclonal
Clone	CL4035
Preservative	0.02% Sodium Azide
Isotype	IgG1
Purity	Protein A purified
Buffer	PBS (pH 7.2) and 40% Glycerol

Product Description	
Host	Mouse
Gene ID	59272
Gene Symbol	ACE2
Species	Human
Immunogen	This antibody was developed using a recombinant protein derived from Q9BYF1, with the exact immunogen sequence remaining proprietary.

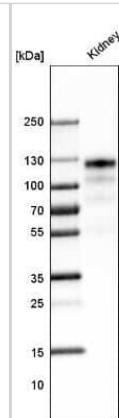
Product Application Details	
Applications	Western Blot, Immunohistochemistry, Immunohistochemistry-Paraffin
Recommended Dilutions	Western Blot 1 ug/ml, Immunohistochemistry 1:20000 - 1:50000, Immunohistochemistry-Paraffin 1:20000 - 1:50000
Application Notes	For IHC-Paraffin, HIER pH 6 retrieval is recommended.

**Images**

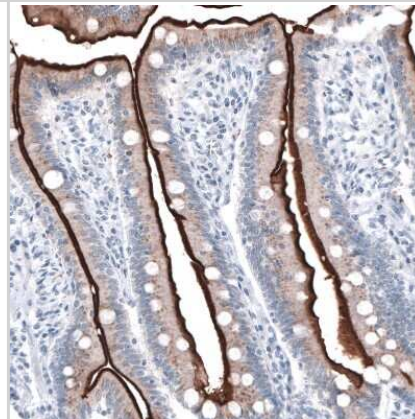
Immunohistochemistry-Paraffin: ACE-2 Antibody (CL4035) [NBP2-59037] - Staining in human duodenum and tonsil tissues using NBP2-59037 antibody. Corresponding ACE2 RNA-seq data are presented for the same tissues.



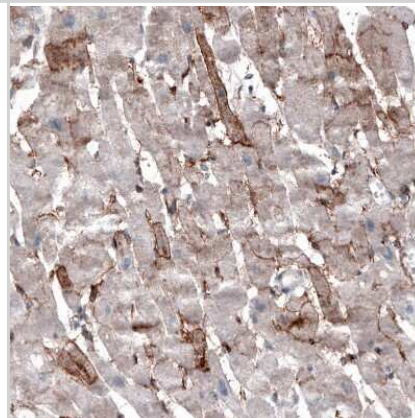
Western Blot: ACE-2 Antibody (CL4035) [NBP2-59037] - Analysis in human kidney tissue.



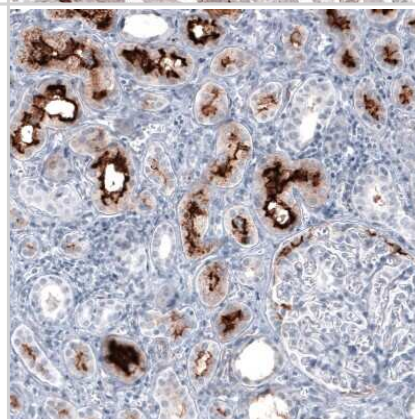
Immunohistochemistry-Paraffin: ACE-2 Antibody (CL4035) [NBP2-59037] - Staining of human duodenum shows strong positivity in apical membrane of glandular cells.



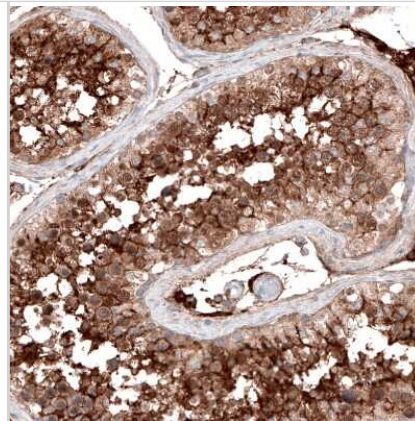
Immunohistochemistry-Paraffin: ACE-2 Antibody (CL4035) [NBP2-59037] - Staining of human heart muscle shows moderate membranous positivity in cardiomyocytes.



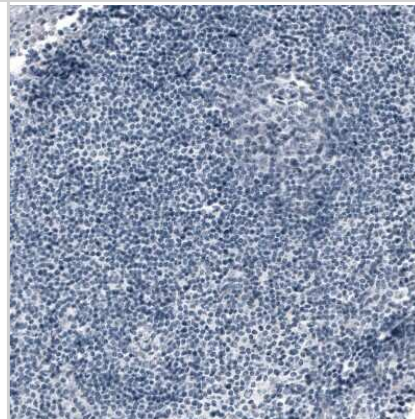
Immunohistochemistry-Paraffin: ACE-2 Antibody (CL4035) [NBP2-59037] - Staining of human kidney shows strong positivity in apical membrane in cells in proximal tubules.



Immunohistochemistry-Paraffin: ACE-2 Antibody (CL4035) [NBP2-59037] - Staining of human testis shows strong membranous positivity in cells in seminiferous ducts.



Immunohistochemistry-Paraffin: ACE-2 Antibody (CL4035) [NBP2-59037] - Staining of human tonsil shows no positivity in non-germinal center cells as expected.





### **Novus Biologicals USA**

10730 E. Briarwood Avenue  
Centennial, CO 80112  
USA  
Phone: 303.730.1950  
Toll Free: 1.888.506.6887  
Fax: 303.730.1966  
nb-customerservice@bio-techne.com

### **Bio-Techne Canada**

21 Canmotor Ave  
Toronto, ON M8Z 4E6  
Canada  
Phone: 905.827.6400  
Toll Free: 855.668.8722  
Fax: 905.827.6402  
canada.inquires@bio-techne.com

### **Bio-Techne Ltd**

19 Barton Lane  
Abingdon Science Park  
Abingdon, OX14 3NB, United Kingdom  
Phone: (44) (0) 1235 529449  
Free Phone: 0800 37 34 15  
Fax: (44) (0) 1235 533420  
info.EMEA@bio-techne.com

### **General Contact Information**

www.novusbio.com  
Technical Support: nb-technical@bio-techne.com  
Orders: nb-customerservice@bio-techne.com  
General: novus@novusbio.com

### **Products Related to NBP2-59037**

---

HAF007	Goat anti-Mouse IgG Secondary Antibody [HRP]
NB720-B	Rabbit anti-Mouse IgG (H+L) Secondary Antibody [Biotin]
NBP1-97005-0.5mg	Mouse IgG1 Isotype Control (MG1)
NBP1-76614PEP	ACE-2 Antibody Blocking Peptide

---

### **Limitations**

This product is for research use only and is not approved for use in humans or in clinical diagnosis. Primary Antibodies are guaranteed for 1 year from date of receipt.

For more information on our 100% guarantee, please visit [www.novusbio.com/guarantee](http://www.novusbio.com/guarantee)

Earn gift cards/discounts by submitting a review: [www.novusbio.com/reviews/submit/NBP2-59037](http://www.novusbio.com/reviews/submit/NBP2-59037)

Earn gift cards/discounts by submitting a publication using this product:  
[www.novusbio.com/publications](http://www.novusbio.com/publications)

