

# Product Datasheet

## Fibulin-3/EFEMP1 Antibody - BSA Free NBP2-57871

Unit Size: 100 ul

Store at 4C short term. Aliquot and store at -20C long term. Avoid freeze-thaw cycles.

[www.novusbio.com](http://www.novusbio.com)



[technical@novusbio.com](mailto:technical@novusbio.com)

### Publications: 1

Protocols, Publications, Related Products, Reviews, Research Tools and Images at:  
[www.novusbio.com/NBP2-57871](http://www.novusbio.com/NBP2-57871)

Updated 2/23/2025 v.20.1

Earn rewards for product  
reviews and publications.

Submit a publication at [www.novusbio.com/publications](http://www.novusbio.com/publications)

Submit a review at [www.novusbio.com/reviews/destination/NBP2-57871](http://www.novusbio.com/reviews/destination/NBP2-57871)



**NBP2-57871**

Fibulin-3/EFEMP1 Antibody - BSA Free

**Product Information**

<b>Unit Size</b>	100 ul
<b>Concentration</b>	Concentrations vary lot to lot. See vial label for concentration. If unlisted please contact technical services.
<b>Storage</b>	Store at 4C short term. Aliquot and store at -20C long term. Avoid freeze-thaw cycles.
<b>Clonality</b>	Polyclonal
<b>Preservative</b>	0.02% Sodium Azide
<b>Isotype</b>	IgG
<b>Purity</b>	Affinity purified
<b>Buffer</b>	PBS (pH 7.2) and 40% Glycerol

**Product Description**

<b>Host</b>	Rabbit
<b>Gene ID</b>	2202
<b>Gene Symbol</b>	EFEMP1
<b>Species</b>	Human
<b>Immunogen</b>	This antibody was developed against a recombinant protein corresponding to the following amino acid sequence: RRNPADPQRIPSNPSHRIQCAAGYEQSEHNVCQDIDECTAGTHNCRADQVCIN LRGSFACQCPPGYQKRG

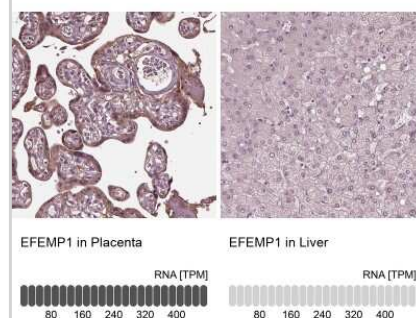
**Product Application Details**

<b>Applications</b>	Immunohistochemistry, Immunohistochemistry-Paraffin
<b>Recommended Dilutions</b>	Immunohistochemistry 1:20 - 1:50, Immunohistochemistry-Paraffin 1:20 - 1:50
<b>Application Notes</b>	For IHC-Paraffin, HIER pH 6 retrieval is recommended.

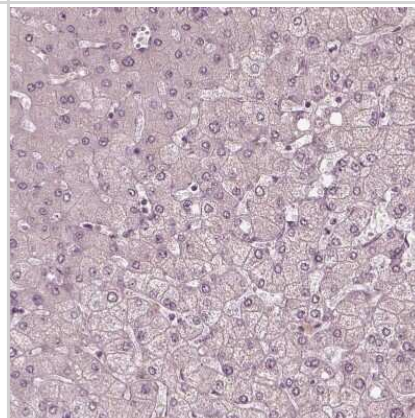


## Images

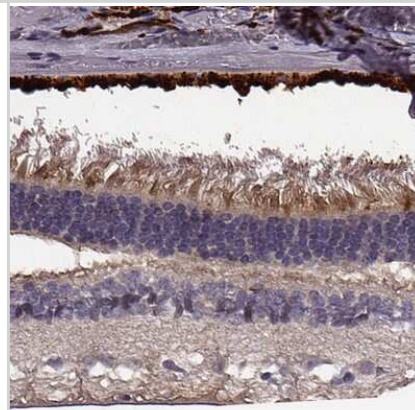
Immunohistochemistry-Paraffin: Fibulin-3/EFEMP1 Antibody [NBP2-57871] - Analysis in human placenta and liver tissues. Corresponding EFEMP1 RNA-seq data are presented for the same tissues.



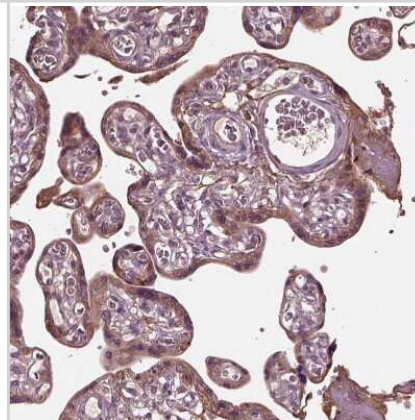
Immunohistochemistry-Paraffin: Fibulin-3/EFEMP1 Antibody [NBP2-57871] - Staining of human liver shows low positivity in hepatocytes.



Immunohistochemistry-Paraffin: Fibulin-3/EFEMP1 Antibody [NBP2-57871] - Staining of retina shows cytoplasmic positivity in all layers except inner nuclear layer.



Immunohistochemistry-Paraffin: Fibulin-3/EFEMP1 Antibody [NBP2-57871] - Staining of human placenta shows moderate cytoplasmic positivity in trophoblastic cells.



## Publications

MacDonald BT, Keshishian H, Mundorff CC et al. TAILS identifies candidate substrates and biomarkers of ADAMTS7, a therapeutic protease target in coronary artery disease Molecular & cellular proteomics : MCP 2022-03-10 [PMID: 35283288]



### **Novus Biologicals USA**

10730 E. Briarwood Avenue  
Centennial, CO 80112  
USA

Phone: 303.730.1950

Toll Free: 1.888.506.6887

Fax: 303.730.1966

[nb-customerservice@bio-techne.com](mailto:nb-customerservice@bio-techne.com)

### **Bio-Techne Canada**

21 Canmotor Ave  
Toronto, ON M8Z 4E6  
Canada

Phone: 905.827.6400

Toll Free: 855.668.8722

Fax: 905.827.6402

[canada.inquires@bio-techne.com](mailto:canada.inquires@bio-techne.com)

### **Bio-Techne Ltd**

19 Barton Lane  
Abingdon Science Park  
Abingdon, OX14 3NB, United Kingdom

Phone: (44) (0) 1235 529449

Free Phone: 0800 37 34 15

Fax: (44) (0) 1235 533420

[info.EMEA@bio-techne.com](mailto:info.EMEA@bio-techne.com)

### **General Contact Information**

[www.novusbio.com](http://www.novusbio.com)

Technical Support: [nb-technical@bio-techne.com](mailto:nb-technical@bio-techne.com)

Orders: [nb-customerservice@bio-techne.com](mailto:nb-customerservice@bio-techne.com)

General: [novus@novusbio.com](mailto:novus@novusbio.com)

### **Products Related to NBP2-57871**

---

NBP2-57871PEP	Fibulin-3/EFEMP1 Recombinant Protein Antigen
HAF008	Goat anti-Rabbit IgG Secondary Antibody [HRP]
NB7160	Goat anti-Rabbit IgG (H+L) Secondary Antibody [HRP]
NBP2-24891	Rabbit IgG Isotype Control

---

### **Limitations**

This product is for research use only and is not approved for use in humans or in clinical diagnosis. Primary Antibodies are guaranteed for 1 year from date of receipt.

For more information on our 100% guarantee, please visit [www.novusbio.com/guarantee](http://www.novusbio.com/guarantee)

Earn gift cards/discounts by submitting a review: [www.novusbio.com/reviews/submit/NBP2-57871](http://www.novusbio.com/reviews/submit/NBP2-57871)

Earn gift cards/discounts by submitting a publication using this product:

[www.novusbio.com/publications](http://www.novusbio.com/publications)

