

Product Datasheet

GRHL3 Antibody - BSA Free

NBP2-57087

Unit Size: 100 ul

Store at 4C short term. Aliquot and store at -20C long term. Avoid freeze-thaw cycles.

www.novusbio.com



technical@novusbio.com

Protocols, Publications, Related Products, Reviews, Research Tools and Images at:
www.novusbio.com/NBP2-57087

Updated 9/9/2025 v.20.1

Earn rewards for product
reviews and publications.

Submit a publication at www.novusbio.com/publications

Submit a review at www.novusbio.com/reviews/destination/NBP2-57087



NBP2-57087

GRHL3 Antibody - BSA Free

Product Information

Unit Size	100 ul
Concentration	Concentrations vary lot to lot. See vial label for concentration. If unlisted please contact technical services.
Storage	Store at 4C short term. Aliquot and store at -20C long term. Avoid freeze-thaw cycles.
Clonality	Polyclonal
Preservative	0.02% Sodium Azide
Isotype	IgG
Purity	Affinity purified
Buffer	PBS (pH 7.2) and 40% Glycerol

Product Description

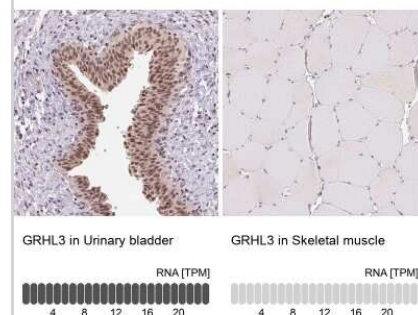
Description	Novus Biologicals Rabbit GRHL3 Antibody - BSA Free (NBP2-57087) is a polyclonal antibody validated for use in IHC and ICC/IF. All Novus Biologicals antibodies are covered by our 100% guarantee.
Host	Rabbit
Gene ID	57822
Gene Symbol	GRHL3
Species	Human
Reactivity Notes	Mouse 84%, Rat 86%
Immunogen	This antibody was developed against a recombinant protein corresponding to the following amino acid sequence: VNGDDDSVAALSFLYDYDMGPKEKRILSSSTGGRNDQGKRYHGMETDLT PLESPTHLMKFLTENVSGTPEYDPDLLKNNLMSL

Product Application Details

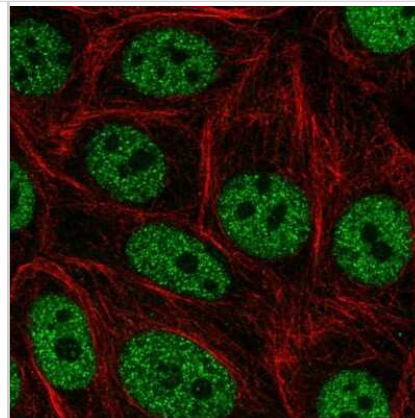
Applications	Immunohistochemistry-Paraffin, Immunocytochemistry/ Immunofluorescence, Immunohistochemistry
Recommended Dilutions	Immunohistochemistry 1:1000 - 1:2500, Immunocytochemistry/ Immunofluorescence 0.25-2 ug/ml, Immunohistochemistry-Paraffin 1:1000 - 1:2500
Application Notes	ICC/IF, Fixation Permeabilization: Use PFA/Triton X-100. IHC, Retrieval method: HIER pH6.

Images

Immunohistochemistry-Paraffin: GRHL3 Antibody [NBP2-57087] - Analysis in human urinary bladder and skeletal muscle tissues. Corresponding GRHL3 RNA-seq data are presented for the same tissues.



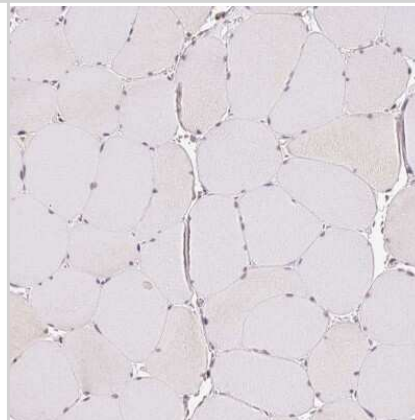
Immunocytochemistry/Immunofluorescence: GRHL3 Antibody [NBP2-57087] - Staining of human cell line MCF7 shows localization to nucleoplasm.



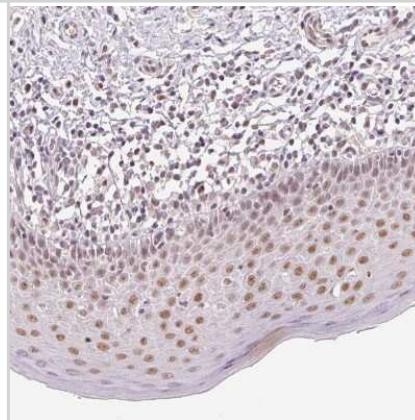
Immunohistochemistry-Paraffin: GRHL3 Antibody [NBP2-57087] - Staining of human urinary bladder shows strong nuclear positivity in squamous epithelial cells.



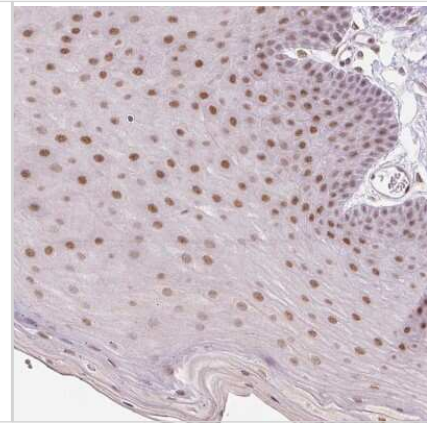
Immunohistochemistry-Paraffin: GRHL3 Antibody [NBP2-57087] - Staining of human skeletal muscle shows low expression as expected.



Immunohistochemistry-Paraffin: GRHL3 Antibody [NBP2-57087] - Staining of human oral mucosa shows moderate nuclear positivity in squamous epithelial cells.



Immunohistochemistry-Paraffin: GRHL3 Antibody [NBP2-57087] - Staining of human skin shows moderate nuclear positivity in squamous epithelial cells.





Novus Biologicals USA

10730 E. Briarwood Avenue
Centennial, CO 80112
USA
Phone: 303.730.1950
Toll Free: 1.888.506.6887
Fax: 303.730.1966
nb-customerservice@bio-techne.com

Bio-Techne Canada

21 Canmotor Ave
Toronto, ON M8Z 4E6
Canada
Phone: 905.827.6400
Toll Free: 855.668.8722
Fax: 905.827.6402
canada.inquires@bio-techne.com

Bio-Techne Ltd

19 Barton Lane
Abingdon Science Park
Abingdon, OX14 3NB, United Kingdom
Phone: (44) (0) 1235 529449
Free Phone: 0800 37 34 15
Fax: (44) (0) 1235 533420
info.EMEA@bio-techne.com

General Contact Information

www.novusbio.com
Technical Support: nb-technical@bio-techne.com
Orders: nb-customerservice@bio-techne.com
General: novus@novusbio.com

Products Related to NBP2-57087

NBP2-57087PEP	GRHL3 Recombinant Protein Antigen
HAF008	Goat anti-Rabbit IgG Secondary Antibody [HRP]
NB7160	Goat anti-Rabbit IgG (H+L) Secondary Antibody [HRP]
NBP2-24891	Rabbit IgG Isotype Control

Limitations

This product is for research use only and is not approved for use in humans or in clinical diagnosis. Primary Antibodies are guaranteed for 1 year from date of receipt.

For more information on our 100% guarantee, please visit www.novusbio.com/guarantee

Earn gift cards/discounts by submitting a review: www.novusbio.com/reviews/submit/NBP2-57087

Earn gift cards/discounts by submitting a publication using this product:
www.novusbio.com/publications

