

Product Datasheet

Collagen VI alpha 2 Antibody - BSA Free NBP2-55655

Unit Size: 100 ul

Store at 4C short term. Aliquot and store at -20C long term. Avoid freeze-thaw cycles.

www.novusbio.com



technical@novusbio.com

Protocols, Publications, Related Products, Reviews, Research Tools and Images at:
www.novusbio.com/NBP2-55655

Updated 12/2/2025 v.20.1

Earn rewards for product
reviews and publications.

Submit a publication at www.novusbio.com/publications

Submit a review at www.novusbio.com/reviews/destination/NBP2-55655



NBP2-55655

Collagen VI alpha 2 Antibody - BSA Free

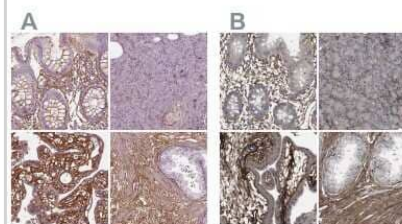
Product Information	
Unit Size	100 ul
Concentration	Concentrations vary lot to lot. See vial label for concentration. If unlisted please contact technical services.
Storage	Store at 4C short term. Aliquot and store at -20C long term. Avoid freeze-thaw cycles.
Clonality	Polyclonal
Preservative	0.02% Sodium Azide
Isotype	IgG
Purity	Affinity purified
Buffer	PBS (pH 7.2) and 40% Glycerol

Product Description	
Description	Novus Biologicals Rabbit Collagen VI alpha 2 Antibody - BSA Free (NBP2-55655) is a polyclonal antibody validated for use in IHC and WB. All Novus Biologicals antibodies are covered by our 100% guarantee.
Host	Rabbit
Gene ID	1292
Gene Symbol	COL6A2
Species	Human
Immunogen	This antibody was developed against a recombinant protein corresponding to the following amino acid sequence: KGTVHFVAVVITDGHVTGSPCGGIKLQAERAREEGIRLFAVAPNQNQLKEQGLRDI ASTPHELYRNDYATMLPDSTEIDQDTINRIIKVMKHEAYGECYKVSC

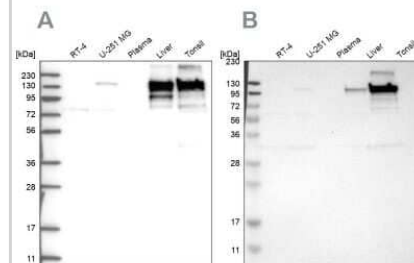
Product Application Details	
Applications	Western Blot, Immunohistochemistry-Paraffin, Immunohistochemistry
Recommended Dilutions	Western Blot 0.04-0.4 ug/ml, Immunohistochemistry 1:200 - 1:500, Immunohistochemistry-Paraffin 1:200 - 1:500
Application Notes	For IHC-Paraffin, HIER pH 6 retrieval is recommended.

Images

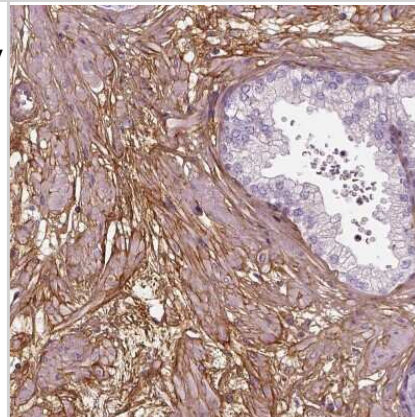
Immunohistochemistry-Paraffin: Collagen VI alpha 2 Antibody [NBP2-55655] - Staining of human gastrointestinal, pancreas, placenta and prostate using Anti-COL6A2 antibody NBP2-55655 (A) shows similar protein distribution across tissues to independent antibody NBP1-90951 (B).



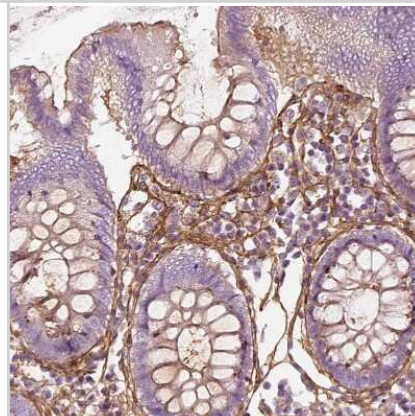
Western Blot: Collagen VI alpha 2 Antibody [NBP2-55655] - Analysis using Anti-COL6A2 antibody NBP2-55655 (A) shows similar pattern to independent antibody NBP1-90951 (B).



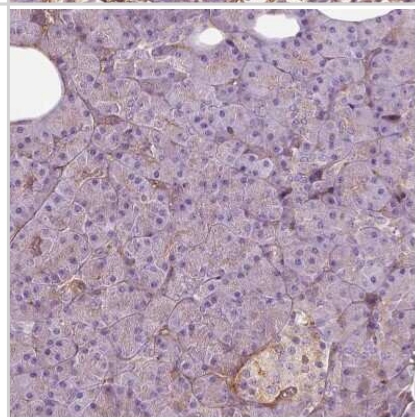
Immunohistochemistry-Paraffin: Collagen VI alpha 2 Antibody [NBP2-55655] - Staining of human prostate shows strong membranous positivity in smooth muscle cells.



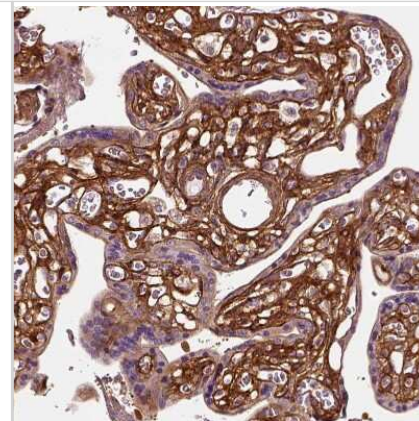
Immunohistochemistry-Paraffin: Collagen VI alpha 2 Antibody [NBP2-55655] - Staining of human colon shows strong positivity in extracellular matrix in lamina propria.



Immunohistochemistry-Paraffin: Collagen VI alpha 2 Antibody [NBP2-55655] - Staining of human pancreas shows only very weak positivity in exocrine glandular cells.



Immunohistochemistry-Paraffin: Collagen VI alpha 2 Antibody [NBP2-55655] - Staining of human placenta shows strong positivity in extracellular matrix in chorionic villi.





Novus Biologicals USA

10730 E. Briarwood Avenue
Centennial, CO 80112
USA
Phone: 303.730.1950
Toll Free: 1.888.506.6887
Fax: 303.730.1966
nb-customerservice@bio-techne.com

Bio-Techne Canada

21 Canmotor Ave
Toronto, ON M8Z 4E6
Canada
Phone: 905.827.6400
Toll Free: 855.668.8722
Fax: 905.827.6402
canada.inquires@bio-techne.com

Bio-Techne Ltd

19 Barton Lane
Abingdon Science Park
Abingdon, OX14 3NB, United Kingdom
Phone: (44) (0) 1235 529449
Free Phone: 0800 37 34 15
Fax: (44) (0) 1235 533420
info.EMEA@bio-techne.com

General Contact Information

www.novusbio.com
Technical Support: nb-technical@bio-techne.com
Orders: nb-customerservice@bio-techne.com
General: novus@novusbio.com

Products Related to NBP2-55655

NBP2-55655PEP	Collagen VI alpha 2 Recombinant Protein Antigen
NBP2-33376H	Blue Marker Antibody (6F4-F6) [HRP]
HAF008	Goat anti-Rabbit IgG Secondary Antibody [HRP]
NB7160	Goat anti-Rabbit IgG (H+L) Secondary Antibody [HRP]
NBP2-24891	Rabbit IgG Isotype Control

Limitations

This product is for research use only and is not approved for use in humans or in clinical diagnosis. Primary Antibodies are guaranteed for 1 year from date of receipt.

For more information on our 100% guarantee, please visit www.novusbio.com/guarantee

Earn gift cards/discounts by submitting a review: www.novusbio.com/reviews/submit/NBP2-55655

Earn gift cards/discounts by submitting a publication using this product:
www.novusbio.com/publications

