

# Product Datasheet

## GCAP1 Antibody - BSA Free

### NBP2-55158

Unit Size: 100 ul

Store at 4C short term. Aliquot and store at -20C long term. Avoid freeze-thaw cycles.

[www.novusbio.com](http://www.novusbio.com)



[technical@novusbio.com](mailto:technical@novusbio.com)

#### Publications: 1

Protocols, Publications, Related Products, Reviews, Research Tools and Images at:  
[www.novusbio.com/NBP2-55158](http://www.novusbio.com/NBP2-55158)

Updated 9/9/2025 v.20.1

Earn rewards for product  
reviews and publications.

Submit a publication at [www.novusbio.com/publications](http://www.novusbio.com/publications)

Submit a review at [www.novusbio.com/reviews/destination/NBP2-55158](http://www.novusbio.com/reviews/destination/NBP2-55158)



**NBP2-55158**

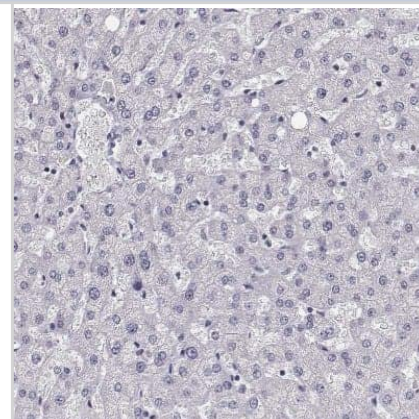
GCAP1 Antibody - BSA Free

Product Information	
Unit Size	100 ul
Concentration	Concentrations vary lot to lot. See vial label for concentration. If unlisted please contact technical services.
Storage	Store at 4C short term. Aliquot and store at -20C long term. Avoid freeze-thaw cycles.
Clonality	Polyclonal
Preservative	0.02% Sodium Azide
Isotype	IgG
Purity	Affinity purified
Buffer	PBS (pH 7.2) and 40% Glycerol
Product Description	
Description	Novus Biologicals Rabbit GCAP1 Antibody - BSA Free (NBP2-55158) is a polyclonal antibody validated for use in IHC. Anti-GCAP1 Antibody: Cited in 1 publication. All Novus Biologicals antibodies are covered by our 100% guarantee.
Host	Rabbit
Gene ID	2978
Gene Symbol	GUCA1A
Species	Human, Monkey
Reactivity Notes	Use in Monkey reported in scientific literature (PMID:35024589). Mouse( 88%).
Immunogen	This antibody was developed against a recombinant protein corresponding to the following amino acid sequence: EYVAALSLVLKGKVEQKLRYFKLYDVGNGCIDRDELLTIQAIRAINPCSDTT MTAEETFDTVFSKIDVNGDGELSLEEFIEGVQKDQMLDLTRSLDLTRIVRRLQ NGEQDEEGADEAAEAAG
Product Application Details	
Applications	Immunohistochemistry-Paraffin, Immunohistochemistry, Immunohistochemistry-Frozen
Recommended Dilutions	Immunohistochemistry 1:5000 - 1:10000, Immunohistochemistry-Paraffin 1:5000 - 1:10000, Immunohistochemistry-Frozen Reported in scientific literature (PMID:35024589)
Application Notes	For IHC-Paraffin, HIER pH 6 retrieval is recommended..

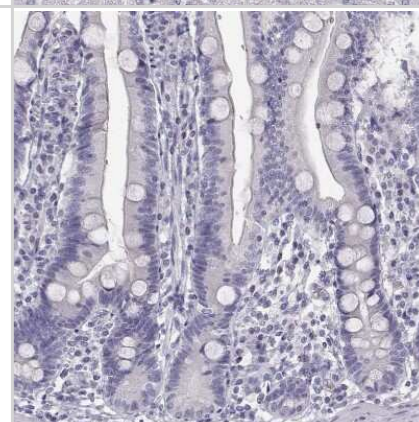


## Images

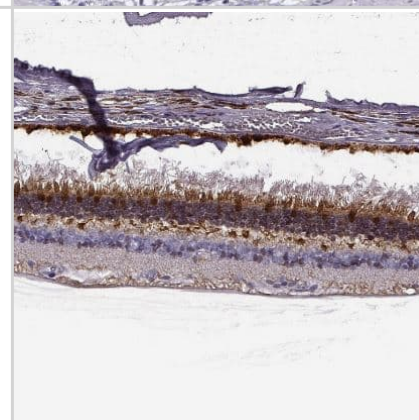
Immunohistochemistry-Paraffin: GCAP1 Antibody [NBP2-55158] - Staining of human liver shows no positivity in hepatocytes as expected.



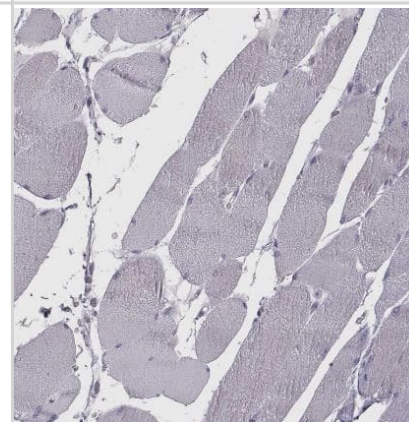
Immunohistochemistry-Paraffin: GCAP1 Antibody [NBP2-55158] - Staining of human duodenum shows no positivity in glandular cells as expected.



Immunohistochemistry-Paraffin: GCAP1 Antibody [NBP2-55158] - Staining of human retina shows moderate to strong positivity in photoreceptor layer as well as outer plexiform layer.



Immunohistochemistry-Paraffin: GCAP1 Antibody [NBP2-55158] - Staining of human skeletal muscle shows no positivity in myocytes as expected.



## Publications

Yamasaki S, Tu H, Matsuyama T et al. A Genetic modification that reduces ON-bipolar cells in hESC-derived retinas enhances functional integration after transplantation iScience 2022-01-01 [PMID: 35024589] (IHC-Fr, Monkey)



### **Novus Biologicals USA**

10730 E. Briarwood Avenue  
Centennial, CO 80112  
USA  
Phone: 303.730.1950  
Toll Free: 1.888.506.6887  
Fax: 303.730.1966  
nb-customerservice@bio-techne.com

### **Bio-Techne Canada**

21 Canmotor Ave  
Toronto, ON M8Z 4E6  
Canada  
Phone: 905.827.6400  
Toll Free: 855.668.8722  
Fax: 905.827.6402  
canada.inquires@bio-techne.com

### **Bio-Techne Ltd**

19 Barton Lane  
Abingdon Science Park  
Abingdon, OX14 3NB, United Kingdom  
Phone: (44) (0) 1235 529449  
Free Phone: 0800 37 34 15  
Fax: (44) (0) 1235 533420  
info.EMEA@bio-techne.com

### **General Contact Information**

www.novusbio.com  
Technical Support: nb-technical@bio-techne.com  
Orders: nb-customerservice@bio-techne.com  
General: novus@novusbio.com

### **Products Related to NBP2-55158**

---

NBP2-55158PEP	GCAP1 Recombinant Protein Antigen
HAF008	Goat anti-Rabbit IgG Secondary Antibody [HRP]
NB7160	Goat anti-Rabbit IgG (H+L) Secondary Antibody [HRP]
NBP2-24891	Rabbit IgG Isotype Control

---

### **Limitations**

This product is for research use only and is not approved for use in humans or in clinical diagnosis. Primary Antibodies are guaranteed for 1 year from date of receipt.

For more information on our 100% guarantee, please visit [www.novusbio.com/guarantee](http://www.novusbio.com/guarantee)

Earn gift cards/discounts by submitting a review: [www.novusbio.com/reviews/submit/NBP2-55158](http://www.novusbio.com/reviews/submit/NBP2-55158)

Earn gift cards/discounts by submitting a publication using this product:  
[www.novusbio.com/publications](http://www.novusbio.com/publications)

