

Product Datasheet

TOM1 Antibody - BSA Free

NBP2-55152

Unit Size: 100 ul

Store at 4C short term. Aliquot and store at -20C long term. Avoid freeze-thaw cycles.

www.novusbio.com



technical@novusbio.com

Protocols, Publications, Related Products, Reviews, Research Tools and Images at:
www.novusbio.com/NBP2-55152

Updated 9/9/2025 v.20.1

Earn rewards for product
reviews and publications.

Submit a publication at www.novusbio.com/publications

Submit a review at www.novusbio.com/reviews/destination/NBP2-55152



NBP2-55152

TOM1 Antibody - BSA Free

| Product Information | |
|----------------------|--|
| Unit Size | 100 ul |
| Concentration | Concentrations vary lot to lot. See vial label for concentration. If unlisted please contact technical services. |
| Storage | Store at 4C short term. Aliquot and store at -20C long term. Avoid freeze-thaw cycles. |
| Clonality | Polyclonal |
| Preservative | 0.02% Sodium Azide |
| Isotype | IgG |
| Purity | Affinity purified |
| Buffer | PBS (pH 7.2) and 40% Glycerol |

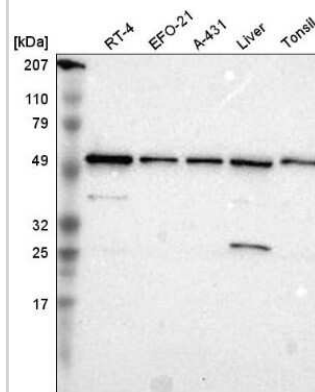
| Product Description | |
|-------------------------|--|
| Description | Novus Biologicals Rabbit TOM1 Antibody - BSA Free (NBP2-55152) is a polyclonal antibody validated for use in WB and ICC/IF. All Novus Biologicals antibodies are covered by our 100% guarantee. |
| Host | Rabbit |
| Gene ID | 10043 |
| Gene Symbol | TOM1 |
| Species | Human |
| Reactivity Notes | Rat (89%). |
| Immunogen | This antibody was developed against a recombinant protein corresponding to the following amino acid sequence: LSGDTPIAPTPEQIGKLRSELEMVSGNVRVMSEMLTELVPQTQAEPADLELLQEL NRTCRAQQRVLELIPQIANEQLTEELLIVNDNLNNVFLRHERFERFRTGQTTK APSEAEPAADLIDMGPDAATGNLSSQLAGMNLGSSSVRAGLQSLEASGRLED EFDMFALTRGSSSLADQ |

| Product Application Details | |
|------------------------------|---|
| Applications | Western Blot, Immunocytochemistry/ Immunofluorescence |
| Recommended Dilutions | Western Blot 0.04-0.4 ug/ml, Immunocytochemistry/ Immunofluorescence 0.25-2 ug/ml |
| Application Notes | ICC/IF, Fixation Permeabilization: Use PFA/Triton X-100. |

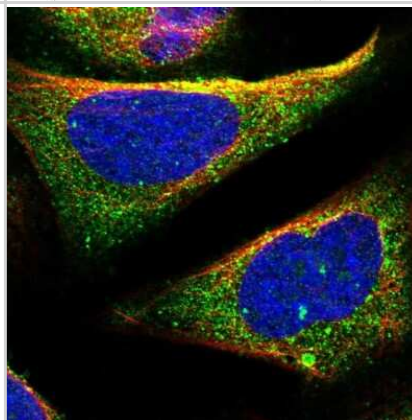


Images

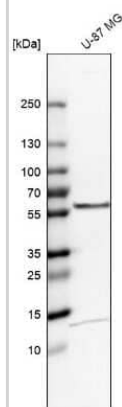
Western Blot: TOM1 Antibody [NBP2-55152] - Western blot analysis in human cell line RT-4, human cell line EFO-21, human cell line A-431, human liver tissue and human tonsil tissue.



Immunocytochemistry/Immunofluorescence: TOM1 Antibody [NBP2-55152] - Staining of human cell line U-2 OS shows localization to cytosol.



Western Blot: TOM1 Antibody [NBP2-55152] - Analysis in human cell line U-87 MG.





Novus Biologicals USA

10730 E. Briarwood Avenue
Centennial, CO 80112
USA
Phone: 303.730.1950
Toll Free: 1.888.506.6887
Fax: 303.730.1966
nb-customerservice@bio-techne.com

Bio-Techne Canada

21 Canmotor Ave
Toronto, ON M8Z 4E6
Canada
Phone: 905.827.6400
Toll Free: 855.668.8722
Fax: 905.827.6402
canada.inquires@bio-techne.com

Bio-Techne Ltd

19 Barton Lane
Abingdon Science Park
Abingdon, OX14 3NB, United Kingdom
Phone: (44) (0) 1235 529449
Free Phone: 0800 37 34 15
Fax: (44) (0) 1235 533420
info.EMEA@bio-techne.com

General Contact Information

www.novusbio.com
Technical Support: nb-technical@bio-techne.com
Orders: nb-customerservice@bio-techne.com
General: novus@novusbio.com

Products Related to NBP2-55152

| | |
|---------------|---|
| NBP2-55152PEP | TOM1 Recombinant Protein Antigen |
| NBP2-33376H | Blue Marker Antibody (6F4-F6) [HRP] |
| HAF008 | Goat anti-Rabbit IgG Secondary Antibody [HRP] |
| NB7160 | Goat anti-Rabbit IgG (H+L) Secondary Antibody [HRP] |
| NBP2-24891 | Rabbit IgG Isotype Control |

Limitations

This product is for research use only and is not approved for use in humans or in clinical diagnosis. Primary Antibodies are guaranteed for 1 year from date of receipt.

For more information on our 100% guarantee, please visit www.novusbio.com/guarantee

Earn gift cards/discounts by submitting a review: www.novusbio.com/reviews/submit/NBP2-55152

Earn gift cards/discounts by submitting a publication using this product:

www.novusbio.com/publications

