

Product Datasheet

AMMECR1 Antibody - BSA Free NBP2-55138

Unit Size: 100 ul

Store at 4C short term. Aliquot and store at -20C long term. Avoid freeze-thaw cycles.

www.novusbio.com



technical@novusbio.com

Protocols, Publications, Related Products, Reviews, Research Tools and Images at:
www.novusbio.com/NBP2-55138

Updated 9/9/2025 v.20.1

Earn rewards for product
reviews and publications.

Submit a publication at www.novusbio.com/publications

Submit a review at www.novusbio.com/reviews/destination/NBP2-55138



NBP2-55138

AMMECR1 Antibody - BSA Free

Product Information

Unit Size	100 ul
Concentration	Concentrations vary lot to lot. See vial label for concentration. If unlisted please contact technical services.
Storage	Store at 4C short term. Aliquot and store at -20C long term. Avoid freeze-thaw cycles.
Clonality	Polyclonal
Preservative	0.02% Sodium Azide
Isotype	IgG
Purity	Affinity purified
Buffer	PBS (pH 7.2) and 40% Glycerol

Product Description

Description	Novus Biologicals Rabbit AMMECR1 Antibody - BSA Free (NBP2-55138) is a polyclonal antibody validated for use in IHC. All Novus Biologicals antibodies are covered by our 100% guarantee.
Host	Rabbit
Gene ID	9949
Gene Symbol	AMMECR1
Species	Human
Immunogen	This antibody was developed against a recombinant protein corresponding to the following amino acid sequence: EMCCFCFDVLYCHLYGYQQPRTTPRFTNEPYPLFVTWKIGRDKRLRGCICTFSA MNLHSGGLREYTLTSALKDSRFPPMTRDELPRLFCSVSLTNFEDVCDYLDWEV GVHGIRIEFINEKGSKRTATYLPVAKAQGWDHIQTIDSLLRKGGYKAPITNEFR KTIKLTRYRSEKMT

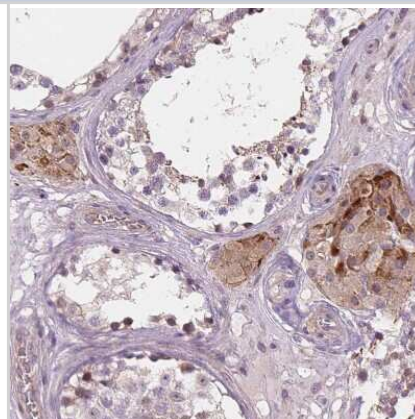
Product Application Details

Applications	Immunohistochemistry-Paraffin, Immunohistochemistry
Recommended Dilutions	Immunohistochemistry 1:200 - 1:500, Immunohistochemistry-Paraffin 1:200 - 1:500
Application Notes	For IHC-Paraffin, HIER pH 6 retrieval is recommended.

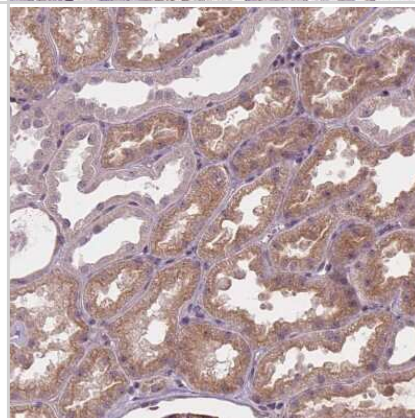


Images

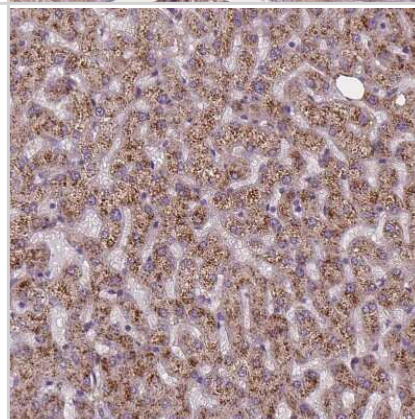
Immunohistochemistry-Paraffin: AMMECR1 Antibody [NBP2-55138] - Staining of human testis shows moderate granular cytoplasmic positivity in Leydig cells.



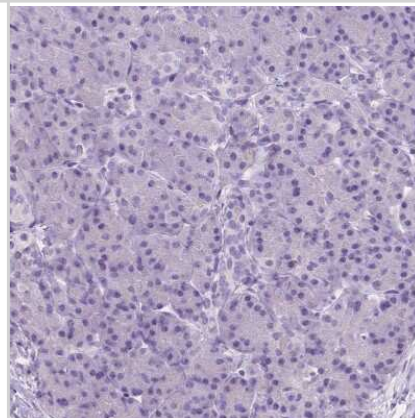
Immunohistochemistry-Paraffin: AMMECR1 Antibody [NBP2-55138] - Staining of human kidney shows moderate granular cytoplasmic positivity in cells in tubules.



Immunohistochemistry-Paraffin: AMMECR1 Antibody [NBP2-55138] - Staining of human liver shows strong granular cytoplasmic positivity in hepatocytes.



Immunohistochemistry-Paraffin: AMMECR1 Antibody [NBP2-55138] - Staining of human pancreas shows no positivity in exocrine glandular cells as expected.





Novus Biologicals USA

10730 E. Briarwood Avenue
Centennial, CO 80112
USA
Phone: 303.730.1950
Toll Free: 1.888.506.6887
Fax: 303.730.1966
nb-customerservice@bio-techne.com

Bio-Techne Canada

21 Canmotor Ave
Toronto, ON M8Z 4E6
Canada
Phone: 905.827.6400
Toll Free: 855.668.8722
Fax: 905.827.6402
canada.inquires@bio-techne.com

Bio-Techne Ltd

19 Barton Lane
Abingdon Science Park
Abingdon, OX14 3NB, United Kingdom
Phone: (44) (0) 1235 529449
Free Phone: 0800 37 34 15
Fax: (44) (0) 1235 533420
info.EMEA@bio-techne.com

General Contact Information

www.novusbio.com
Technical Support: nb-technical@bio-techne.com
Orders: nb-customerservice@bio-techne.com
General: novus@novusbio.com

Products Related to NBP2-55138

NBP2-55138PEP	AMMECR1 Recombinant Protein Antigen
HAF008	Goat anti-Rabbit IgG Secondary Antibody [HRP]
NB7160	Goat anti-Rabbit IgG (H+L) Secondary Antibody [HRP]
NBP2-24891	Rabbit IgG Isotype Control

Limitations

This product is for research use only and is not approved for use in humans or in clinical diagnosis. Primary Antibodies are guaranteed for 1 year from date of receipt.

For more information on our 100% guarantee, please visit www.novusbio.com/guarantee

Earn gift cards/discounts by submitting a review: www.novusbio.com/reviews/submit/NBP2-55138

Earn gift cards/discounts by submitting a publication using this product:
www.novusbio.com/publications

