

Product Datasheet

IMPG2 Antibody - BSA Free

NBP2-54954

Unit Size: 100 ul

Store at 4C short term. Aliquot and store at -20C long term. Avoid freeze-thaw cycles.

www.novusbio.com



technical@novusbio.com

Publications: 1

Protocols, Publications, Related Products, Reviews, Research Tools and Images at:
www.novusbio.com/NBP2-54954

Updated 2/23/2025 v.20.1

Earn rewards for product
reviews and publications.

Submit a publication at www.novusbio.com/publications

Submit a review at www.novusbio.com/reviews/destination/NBP2-54954



NBP2-54954

IMPG2 Antibody - BSA Free

Product Information

Unit Size	100 ul
Concentration	Concentrations vary lot to lot. See vial label for concentration. If unlisted please contact technical services.
Storage	Store at 4C short term. Aliquot and store at -20C long term. Avoid freeze-thaw cycles.
Clonality	Polyclonal
Preservative	0.02% Sodium Azide
Isotype	IgG
Purity	Affinity purified
Buffer	PBS (pH 7.2) and 40% Glycerol

Product Description

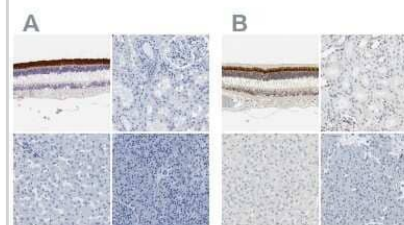
Host	Rabbit
Gene ID	50939
Gene Symbol	IMPG2
Species	Human, Monkey
Reactivity Notes	Use in Monkey reported in scientific literature (PMID:35024589) .
Immunogen	This antibody was developed against a recombinant protein corresponding to the following amino acid sequence: FDGGLGSGSGQKVDLITWPWSETSSSEKSAEPLSKPWLEDDDSLPAEIEDKKL VLVDKMDSTDQISKHSKYEHDDRSTHFPEEEPLSGPAVPIFADTAAESASLTLP KHISEVPGVDDYSVTKA

Product Application Details

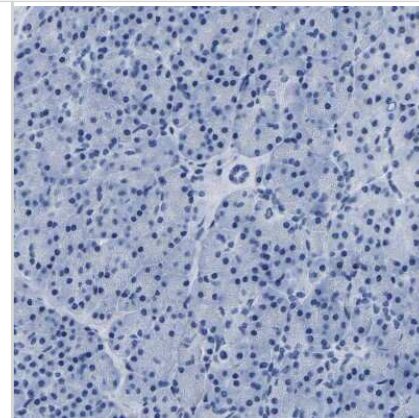
Applications	Immunohistochemistry, Immunohistochemistry-Frozen, Immunohistochemistry-Paraffin
Recommended Dilutions	Immunohistochemistry 1:50 - 1:200, Immunohistochemistry-Paraffin 1:50 - 1:200, Immunohistochemistry-Frozen Reported in scientific literature (PMID:35024589)
Application Notes	For IHC-Paraffin, HIER pH 6 retrieval is recommended..

Images

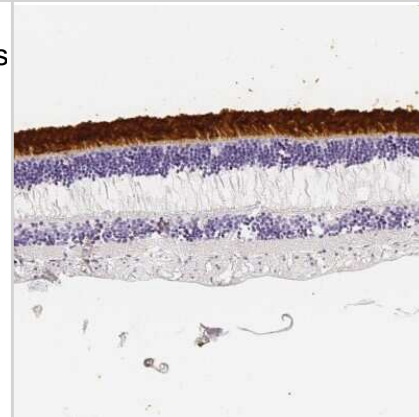
Immunohistochemistry-Paraffin: IMPG2 Antibody [NBP2-54954] - Staining of human eye, retina, kidney, liver and pancreas using Anti-IMPG2 antibody NBP2-54954 (A) shows similar protein distribution across tissues to independent antibody NBP2-58919 (B).



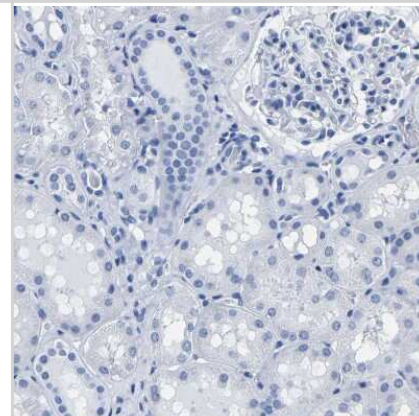
Immunohistochemistry-Paraffin: IMPG2 Antibody [NBP2-54954] - Staining of human pancreas shows no positivity in exocrine glandular cells as expected.



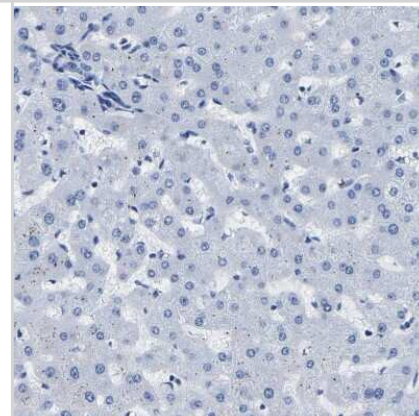
Immunohistochemistry-Paraffin: IMPG2 Antibody [NBP2-54954] - Staining of human eye retina shows strong cytoplasmic positivity in rods and cones cells.



Immunohistochemistry-Paraffin: IMPG2 Antibody [NBP2-54954] - Staining of human kidney shows no positivity in cells in tubules as expected.



Immunohistochemistry-Paraffin: IMPG2 Antibody [NBP2-54954] - Staining of human liver shows no positivity in hepatocytes as expected.



Publications

Yamasaki S, Tu H, Matsuyama T et al. A Genetic modification that reduces ON-bipolar cells in hESC-derived retinas enhances functional integration after transplantation iScience 2022-01-01 [PMID: 35024589] (IHC-Fr, Monkey)



Novus Biologicals USA

10730 E. Briarwood Avenue
Centennial, CO 80112
USA
Phone: 303.730.1950
Toll Free: 1.888.506.6887
Fax: 303.730.1966
nb-customerservice@bio-techne.com

Bio-Techne Canada

21 Canmotor Ave
Toronto, ON M8Z 4E6
Canada
Phone: 905.827.6400
Toll Free: 855.668.8722
Fax: 905.827.6402
canada.inquires@bio-techne.com

Bio-Techne Ltd

19 Barton Lane
Abingdon Science Park
Abingdon, OX14 3NB, United Kingdom
Phone: (44) (0) 1235 529449
Free Phone: 0800 37 34 15
Fax: (44) (0) 1235 533420
info.EMEA@bio-techne.com

General Contact Information

www.novusbio.com
Technical Support: nb-technical@bio-techne.com
Orders: nb-customerservice@bio-techne.com
General: novus@novusbio.com

Products Related to NBP2-54954

NBP2-54954PEP	IMPG2 Recombinant Protein Antigen
HAF008	Goat anti-Rabbit IgG Secondary Antibody [HRP]
NB7160	Goat anti-Rabbit IgG (H+L) Secondary Antibody [HRP]
NBP2-24891	Rabbit IgG Isotype Control

Limitations

This product is for research use only and is not approved for use in humans or in clinical diagnosis. Primary Antibodies are guaranteed for 1 year from date of receipt.

For more information on our 100% guarantee, please visit www.novusbio.com/guarantee

Earn gift cards/discounts by submitting a review: www.novusbio.com/reviews/submit/NBP2-54954

Earn gift cards/discounts by submitting a publication using this product:
www.novusbio.com/publications

