

Product Datasheet

Desmoglein-3 Antibody - BSA Free NBP2-54744

Unit Size: 100 ul

Store at 4C short term. Aliquot and store at -20C long term. Avoid freeze-thaw cycles.

www.novusbio.com



technical@novusbio.com

Protocols, Publications, Related Products, Reviews, Research Tools and Images at:
www.novusbio.com/NBP2-54744

Updated 2/23/2025 v.20.1

Earn rewards for product
reviews and publications.

Submit a publication at www.novusbio.com/publications

Submit a review at www.novusbio.com/reviews/destination/NBP2-54744



NBP2-54744

Desmoglein-3 Antibody - BSA Free

Product Information

Unit Size	100 ul
Concentration	Concentrations vary lot to lot. See vial label for concentration. If unlisted please contact technical services.
Storage	Store at 4C short term. Aliquot and store at -20C long term. Avoid freeze-thaw cycles.
Clonality	Polyclonal
Preservative	0.02% Sodium Azide
Isotype	IgG
Purity	Immunogen affinity purified
Buffer	PBS (pH 7.2) and 40% Glycerol

Product Description

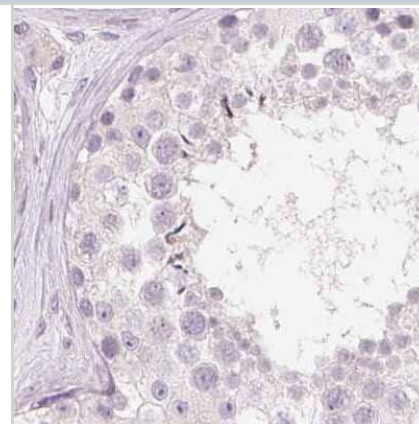
Host	Rabbit
Gene ID	1830
Gene Symbol	DSG3
Species	Human
Reactivity Notes	Immunogen displays the following percentage of sequence identity for non-tested species: Mouse (80%), Rat (81%)
Immunogen	This antibody was developed against a Recombinant Protein corresponding to amino acids: FRPASKTFTVQKGISSKKLVDYILGTYQAIDEDTNKAASNVKYVMGRNDGGYLM IDSKTAEIKFVKNMNRDSTFIVNKTITAEVLAIDEYTGKTSTGTVYVRVPDFND

Product Application Details

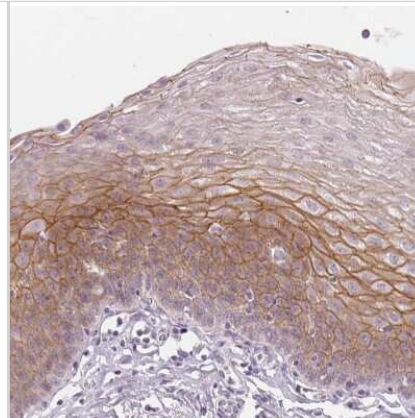
Applications	Immunohistochemistry, Immunohistochemistry-Paraffin
Recommended Dilutions	Immunohistochemistry 1:500 - 1:1000, Immunohistochemistry-Paraffin 1:500 - 1:1000
Application Notes	For IHC-Paraffin, HIER pH 6 retrieval is recommended.

Images

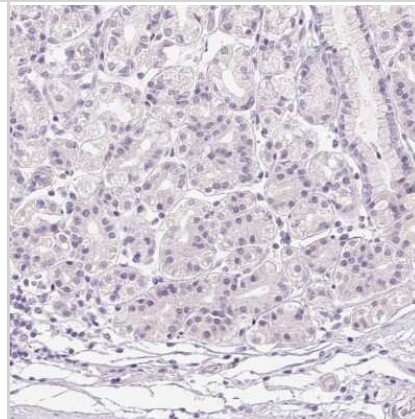
Immunohistochemistry-Paraffin: Desmoglein-3 Antibody [NBP2-54744] - Staining of human testis.



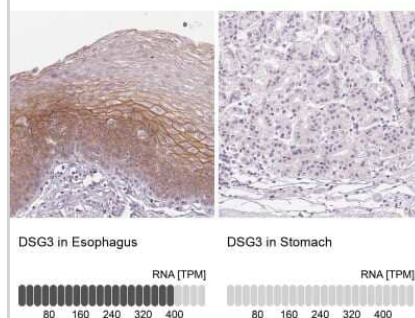
Immunohistochemistry-Paraffin: Desmoglein-3 Antibody [NBP2-54744] - Staining of human esophagus shows high expression.



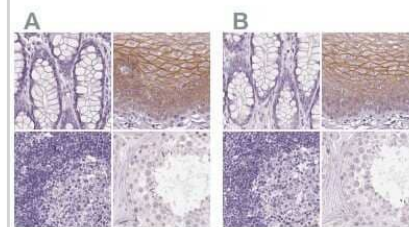
Immunohistochemistry-Paraffin: Desmoglein-3 Antibody [NBP2-54744] - Staining of human stomach shows low expression as expected.



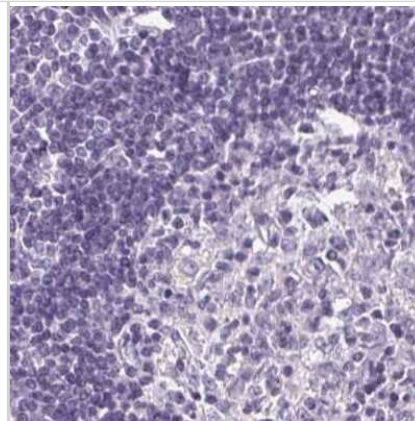
Immunohistochemistry-Paraffin: Desmoglein-3 Antibody [NBP2-54744] - Staining in human esophagus and stomach tissues using anti-DSG3 antibody. Corresponding DSG3 RNA-seq data are presented for the same tissues.



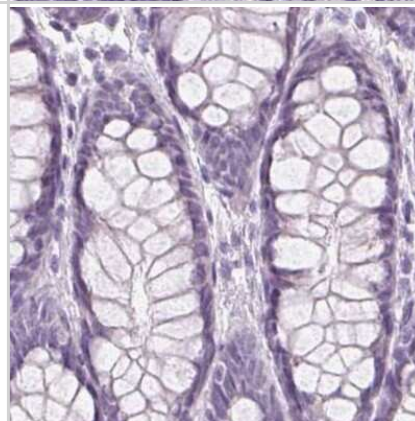
Immunohistochemistry-Paraffin: Desmoglein-3 Antibody [NBP2-54744] - Staining of human colon, esophagus, lymph node and testis using Anti-DSG3 antibody NBP2-54744 (A) shows similar protein distribution across tissues to independent antibody NBP2-54729 (B).



Immunohistochemistry-Paraffin: Desmoglein-3 Antibody [NBP2-54744] - Staining of human lymph node.



Immunohistochemistry-Paraffin: Desmoglein-3 Antibody [NBP2-54744] - Staining of human colon.





Novus Biologicals USA

10730 E. Briarwood Avenue
Centennial, CO 80112
USA
Phone: 303.730.1950
Toll Free: 1.888.506.6887
Fax: 303.730.1966
nb-customerservice@bio-techne.com

Bio-Techne Canada

21 Canmotor Ave
Toronto, ON M8Z 4E6
Canada
Phone: 905.827.6400
Toll Free: 855.668.8722
Fax: 905.827.6402
canada.inquires@bio-techne.com

Bio-Techne Ltd

19 Barton Lane
Abingdon Science Park
Abingdon, OX14 3NB, United Kingdom
Phone: (44) (0) 1235 529449
Free Phone: 0800 37 34 15
Fax: (44) (0) 1235 533420
info.EMEA@bio-techne.com

General Contact Information

www.novusbio.com
Technical Support: nb-technical@bio-techne.com
Orders: nb-customerservice@bio-techne.com
General: novus@novusbio.com

Products Related to NBP2-54744

NBP2-54744PEP	Desmoglein-3 Recombinant Protein Antigen
HAF008	Goat anti-Rabbit IgG Secondary Antibody [HRP]
NB7160	Goat anti-Rabbit IgG (H+L) Secondary Antibody [HRP]
NBP2-24891	Rabbit IgG Isotype Control

Limitations

This product is for research use only and is not approved for use in humans or in clinical diagnosis. Primary Antibodies are guaranteed for 1 year from date of receipt.

For more information on our 100% guarantee, please visit www.novusbio.com/guarantee

Earn gift cards/discounts by submitting a review: www.novusbio.com/reviews/submit/NBP2-54744

Earn gift cards/discounts by submitting a publication using this product:
www.novusbio.com/publications

