

# Product Datasheet

## ARNT/HIF-1 beta Antibody - BSA Free NBP2-54663

Unit Size: 100 ul

Store at 4C short term. Aliquot and store at -20C long term. Avoid freeze-thaw cycles.

[www.novusbio.com](http://www.novusbio.com)



[technical@novusbio.com](mailto:technical@novusbio.com)

Protocols, Publications, Related Products, Reviews, Research Tools and Images at:  
[www.novusbio.com/NBP2-54663](http://www.novusbio.com/NBP2-54663)

Updated 2/23/2025 v.20.1

Earn rewards for product  
reviews and publications.

Submit a publication at [www.novusbio.com/publications](http://www.novusbio.com/publications)

Submit a review at [www.novusbio.com/reviews/destination/NBP2-54663](http://www.novusbio.com/reviews/destination/NBP2-54663)



**NBP2-54663**

ARNT/HIF-1 beta Antibody - BSA Free

Product Information	
Unit Size	100 ul
Concentration	Concentrations vary lot to lot. See vial label for concentration. If unlisted please contact technical services.
Storage	Store at 4C short term. Aliquot and store at -20C long term. Avoid freeze-thaw cycles.
Clonality	Polyclonal
Preservative	0.02% Sodium Azide
Isotype	IgG
Purity	Immunogen affinity purified
Buffer	PBS (pH 7.2) and 40% Glycerol
Target Molecular Weight	86.6 kDa

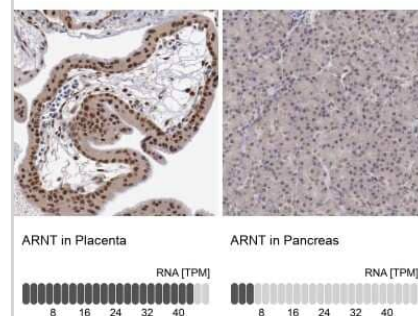
Product Description	
Host	Rabbit
Gene ID	405
Gene Symbol	ARNT
Species	Human
Reactivity Notes	Immunogen of ARNT/HIF-1 beta Antibody displays the following percentage of sequence identity for non-tested species: Mouse (82%), Rat (83%).
Immunogen	ARNT/HIF-1 beta Antibody was developed against a Recombinant Protein corresponding to amino acids: RFSCLRPRVAGTTEMTSDVPSLGPAIASGNSGPGIQGGGAIVQRAIKRRPGLDF DDDGEGNSKFLRCDDDDQMSNDKERFARSDDEQSSADKERLARENHSEIERRR RNKMTAYITELSDMV

Product Application Details	
Applications	Immunocytochemistry/ Immunofluorescence, Immunohistochemistry, Immunohistochemistry-Paraffin
Recommended Dilutions	Immunohistochemistry 1:50 - 1:200, Immunocytochemistry/ Immunofluorescence 0.25-2 ug/ml, Immunohistochemistry-Paraffin 1:50 - 1:200
Application Notes	For IHC-Paraffin, HIER pH 6 retrieval is recommended. ICC/IF Fixation Permeabilization: Use PFA/Triton X-100.

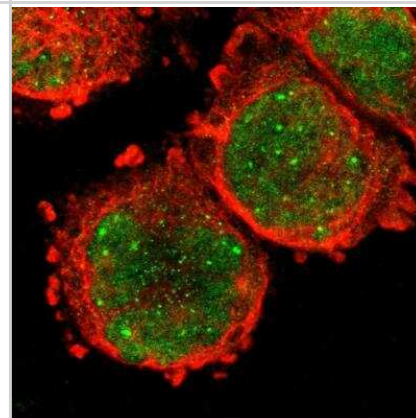


## Images

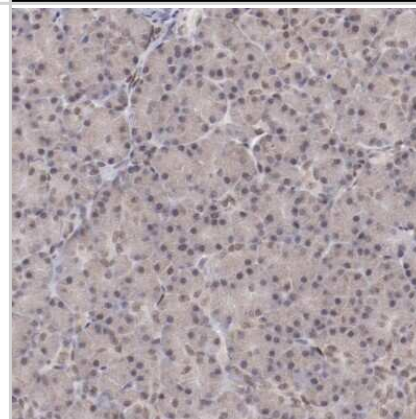
Immunohistochemistry-Paraffin: ARNT/HIF-1 beta Antibody [NBP2-54663] - Staining in human placenta and pancreas tissues using ARNT/HIF-1 beta antibody [NBP2-54663]. Corresponding ARNT RNA-seq data are presented for the same tissues.



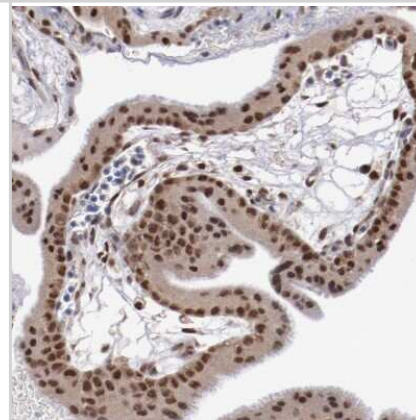
Immunocytochemistry/Immunofluorescence: ARNT/HIF-1 beta Antibody [NBP2-54663] - Staining of human cell line A-431 shows localization to nucleus & nuclear bodies. Antibody staining using ARNT/HIF-1 beta antibody [NBP2-54663] is shown in green.



Immunohistochemistry-Paraffin: ARNT/HIF-1 beta Antibody [NBP2-54663] - Staining of human pancreas with ARNT/HIF-1 beta antibody [NBP2-54663] shows low expression as expected.



Immunohistochemistry-Paraffin: ARNT/HIF-1 beta Antibody [NBP2-54663] - Staining of human placenta with ARNT/HIF-1 beta antibody [NBP2-54663] shows high expression.





### **Novus Biologicals USA**

10730 E. Briarwood Avenue  
Centennial, CO 80112  
USA  
Phone: 303.730.1950  
Toll Free: 1.888.506.6887  
Fax: 303.730.1966  
nb-customerservice@bio-techne.com

### **Bio-Techne Canada**

21 Canmotor Ave  
Toronto, ON M8Z 4E6  
Canada  
Phone: 905.827.6400  
Toll Free: 855.668.8722  
Fax: 905.827.6402  
canada.inquires@bio-techne.com

### **Bio-Techne Ltd**

19 Barton Lane  
Abingdon Science Park  
Abingdon, OX14 3NB, United Kingdom  
Phone: (44) (0) 1235 529449  
Free Phone: 0800 37 34 15  
Fax: (44) (0) 1235 533420  
info.EMEA@bio-techne.com

### **General Contact Information**

[www.novusbio.com](http://www.novusbio.com)  
Technical Support: nb-technical@bio-techne.com  
Orders: nb-customerservice@bio-techne.com  
General: novus@novusbio.com

### **Products Related to NBP2-54663**

---

NBP3-11826	HIF-1 alpha Knockout CoCl <sub>2</sub> -treated/untreated HeLa Cell Lysate
NBP2-54663PEP	ARNT/HIF-1 beta Recombinant Protein Antigen
HAF008	Goat anti-Rabbit IgG Secondary Antibody [HRP]
NB7160	Goat anti-Rabbit IgG (H+L) Secondary Antibody [HRP]
NBP2-24891	Rabbit IgG Isotype Control

---

### **Limitations**

This product is for research use only and is not approved for use in humans or in clinical diagnosis. Primary Antibodies are guaranteed for 1 year from date of receipt.

For more information on our 100% guarantee, please visit [www.novusbio.com/guarantee](http://www.novusbio.com/guarantee)

Earn gift cards/discounts by submitting a review: [www.novusbio.com/reviews/submit/NBP2-54663](http://www.novusbio.com/reviews/submit/NBP2-54663)

Earn gift cards/discounts by submitting a publication using this product:  
[www.novusbio.com/publications](http://www.novusbio.com/publications)

