

Product Datasheet

MAML3 Antibody (MAML3/1303) - Azide and BSA Free NBP2-54309-100ug

Unit Size: 100 ug

Store at -20 to -80C. Avoid freeze-thaw cycles.

www.novusbio.com



technical@novusbio.com

Protocols, Publications, Related Products, Reviews, Research Tools and Images at:
www.novusbio.com/NBP2-54309

Updated 10/23/2024 v.20.1

Earn rewards for product
reviews and publications.

Submit a publication at www.novusbio.com/publications

Submit a review at www.novusbio.com/reviews/destination/NBP2-54309



NBP2-54309-100ug

MAML3 Antibody (MAML3/1303) - Azide and BSA Free

Product Information	
Unit Size	100 ug
Concentration	1 mg/ml
Storage	Store at -20 to -80C. Avoid freeze-thaw cycles.
Clonality	Monoclonal
Clone	MAML3/1303
Preservative	No Preservative
Isotype	IgG1 Kappa
Purity	Protein A or G purified
Buffer	10 mM PBS
Target Molecular Weight	160 kDa

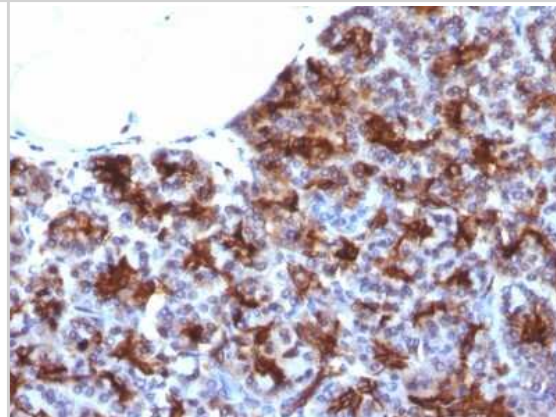
Product Description	
Description	1.0 mg/ml of antibody purified from Bioreactor Concentrate by Protein A/G. Prepared in 10mM PBS WITHOUT BSA & azide. Also available at 200 ug/ml WITH BSA & azide (NBP2-47646). Antibody with azide - store at 2 to 8C. Antibody without azide - store at -20 to -80C.
Host	Mouse
Gene ID	55534
Gene Symbol	MAML3
Species	Human
Immunogen	Recombinant human MAML3 protein fragment (Uniprot: Q96JK9)

Product Application Details	
Applications	Immunohistochemistry, Immunohistochemistry-Paraffin
Recommended Dilutions	Immunohistochemistry, Immunohistochemistry-Paraffin
Application Notes	Immunohistochemistry (Formalin-fixed): 1-2ug/ml for 30 minutes at RT. Staining of formalin-fixed tissues is enhanced by heating tissue sections in 10mM Tris with 1mM EDTA, pH 9.0 for 45 min at 95C followed by cooling at RT for 20 minutes. Optimal dilution for a specific application should be determined.



Images

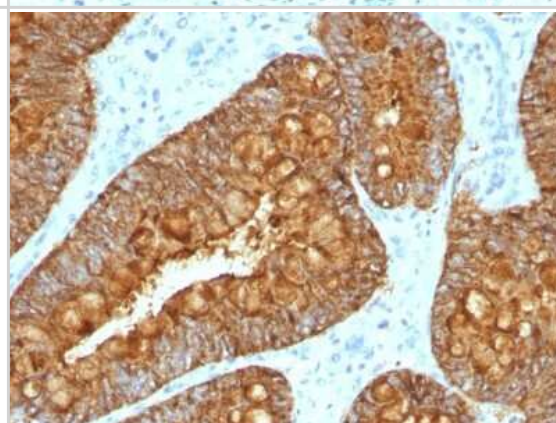
Immunohistochemistry-Paraffin: MAML3 Antibody (MAML3/1303) [NBP2-54309] - Formalin-fixed, paraffin-embedded Human Pancreas stained with MAML3 Monoclonal Antibody (MAML3/1303).



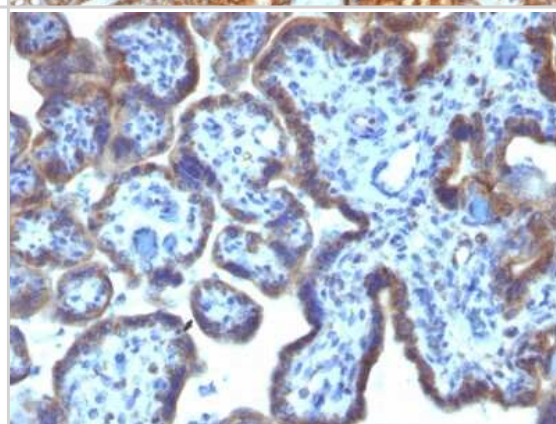
Immunohistochemistry-Paraffin: MAML3 Antibody (MAML3/1303) [NBP2-54309] - Formalin-fixed, paraffin-embedded Human Cervical Carcinoma stained with MAML3 Monoclonal Antibody (MAML3/1303).



Immunohistochemistry-Paraffin: MAML3 Antibody (MAML3/1303) [NBP2-54309] - Formalin-fixed, paraffin-embedded Human Colon Carcinoma stained with MAML3 Monoclonal Antibody (MAML3/1303).



Immunohistochemistry-Paraffin: MAML3 Antibody (MAML3/1303) [NBP2-54309] - Formalin-fixed, paraffin-embedded Human Placenta stained with MAML3 Monoclonal Antibody (MAML3/1303).





Novus Biologicals USA

10730 E. Briarwood Avenue
Centennial, CO 80112
USA
Phone: 303.730.1950
Toll Free: 1.888.506.6887
Fax: 303.730.1966
nb-customerservice@bio-techne.com

Bio-Techne Canada

21 Canmotor Ave
Toronto, ON M8Z 4E6
Canada
Phone: 905.827.6400
Toll Free: 855.668.8722
Fax: 905.827.6402
canada.inquires@bio-techne.com

Bio-Techne Ltd

19 Barton Lane
Abingdon Science Park
Abingdon, OX14 3NB, United Kingdom
Phone: (44) (0) 1235 529449
Free Phone: 0800 37 34 15
Fax: (44) (0) 1235 533420
info.EMEA@bio-techne.com

General Contact Information

www.novusbio.com
Technical Support: nb-technical@bio-techne.com
Orders: nb-customerservice@bio-techne.com
General: novus@novusbio.com

Products Related to NBP2-54309-100ug

HAF007	Goat anti-Mouse IgG Secondary Antibody [HRP]
NB720-B	Rabbit anti-Mouse IgG (H+L) Secondary Antibody [Biotin]
NBP1-43319-0.5mg	Mouse IgG1 Kappa Isotype Control (P3.6.2.8.1)
NBP1-86674PEP	MAML3 Recombinant Protein Antigen

Limitations

This product is for research use only and is not approved for use in humans or in clinical diagnosis. Primary Antibodies are guaranteed for 1 year from date of receipt.

For more information on our 100% guarantee, please visit www.novusbio.com/guarantee

Earn gift cards/discounts by submitting a review: www.novusbio.com/reviews/submit/NBP2-54309

Earn gift cards/discounts by submitting a publication using this product:
www.novusbio.com/publications

