

Product Datasheet

Perilipin-2/ADFP Antibody (ADFP/1365) NBP2-53401

Unit Size: 100 ug

Store at 4C.

www.novusbio.com



technical@novusbio.com

Protocols, Publications, Related Products, Reviews, Research Tools and Images at:
www.novusbio.com/NBP2-53401

Updated 10/23/2024 v.20.1

Earn rewards for product
reviews and publications.

Submit a publication at www.novusbio.com/publications

Submit a review at www.novusbio.com/reviews/destination/NBP2-53401



NBP2-53401**Perilipin-2/ADFP Antibody (ADFP/1365)**

Product Information	
Unit Size	100 ug
Concentration	0.2 mg/ml
Storage	Store at 4C.
Clonality	Monoclonal
Clone	ADFP/1365
Preservative	0.05% Sodium Azide
Isotype	IgG1 Kappa
Purity	Protein A or G purified
Buffer	10 mM PBS with 0.05% BSA
Target Molecular Weight	48 kDa

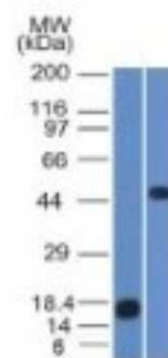
Product Description	
Description	200ug/ml of antibody purified from Bioreactor Concentrate by Protein A or G. Prepared in 10 mM PBS with 0.05% BSA & 0.05% azide. Also available WITHOUT BSA & azide at 1.0 mg/ml. (NBP2-54369) Antibody with azide - store at 2 to 8C. Antibody without azide - store at -20 to -80C.
Host	Mouse
Gene ID	123
Gene Symbol	PLIN2
Species	Human
Marker	Marker of Lipid Accumulation
Immunogen	Recombinant fragment (around aa 249-376) of human Perilipin-2/ADFP protein (exact sequence is proprietary) (Uniprot: Q99541)

Product Application Details	
Applications	Western Blot, ELISA, Flow Cytometry, Protein Array
Recommended Dilutions	Western Blot 1-2 ug/ml, Flow Cytometry 1-2 ug/million cells, ELISA, Protein Array
Application Notes	ELISA: For coating, order Ab without BSA. Optimal dilution for a specific application should be determined.

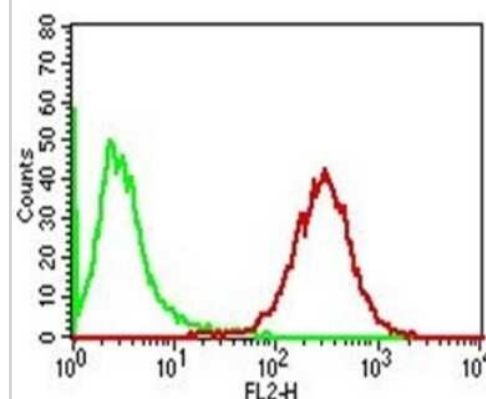


Images

Western Blot: Perilipin-2/ADFP Antibody (ADFP/1365) [NBP2-53401] - recombinant Adipophilin and Jurkat Cell Lysate using Adipophilin Monoclonal Antibody (ADFP/1365).



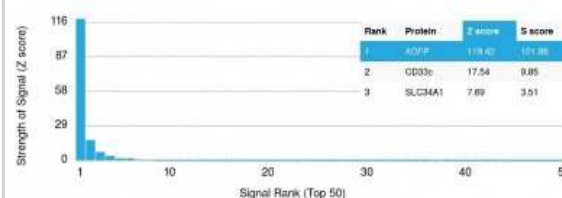
Flow Cytometry: Perilipin-2/ADFP Antibody (ADFP/1365) [NBP2-53401] - Flow Cytometry of human Perilipin-2/ADFP on PBMC. Green: Isotype Control; Red: Perilipin-2/ADFP Monoclonal Antibody (ADFP/1365).



Flow Cytometry: Perilipin-2/ADFP Antibody (ADFP/1365) [NBP2-53401] - Flow Cytometry [NBP2-53401] - Flow Cytometry of human Adipophilin on PBMC. Green: Isotype Control; Red: Adipophilin Monoclonal Antibody (ADFP/1365).



Protein Array: Perilipin-2/ADFP Antibody (ADFP/1365) [NBP2-53401] - Analysis of Protein Array containing more than 19,000 full-length human proteins using Perilipin-2/ADFP Mouse Monoclonal Antibody (ADFP/1365).





Novus Biologicals USA

10730 E. Briarwood Avenue
Centennial, CO 80112
USA
Phone: 303.730.1950
Toll Free: 1.888.506.6887
Fax: 303.730.1966
nb-customerservice@bio-techne.com

Bio-Techne Canada

21 Canmotor Ave
Toronto, ON M8Z 4E6
Canada
Phone: 905.827.6400
Toll Free: 855.668.8722
Fax: 905.827.6402
canada.inquires@bio-techne.com

Bio-Techne Ltd

19 Barton Lane
Abingdon Science Park
Abingdon, OX14 3NB, United Kingdom
Phone: (44) (0) 1235 529449
Free Phone: 0800 37 34 15
Fax: (44) (0) 1235 533420
info.EMEA@bio-techne.com

General Contact Information

www.novusbio.com
Technical Support: nb-technical@bio-techne.com
Orders: nb-customerservice@bio-techne.com
General: novus@novusbio.com

Products Related to NBP2-53401

HAF007	Goat anti-Mouse IgG Secondary Antibody [HRP]
NB720-B	Rabbit anti-Mouse IgG (H+L) Secondary Antibody [Biotin]
NBP1-43319-0.5mg	Mouse IgG1 Kappa Isotype Control (P3.6.2.8.1)
NB110-40878PEP	Perilipin-2/ADFP Antibody Blocking Peptide

Limitations

This product is for research use only and is not approved for use in humans or in clinical diagnosis. Primary Antibodies are guaranteed for 1 year from date of receipt.

For more information on our 100% guarantee, please visit www.novusbio.com/guarantee

Earn gift cards/discounts by submitting a review: www.novusbio.com/reviews/submit/NBP2-53401

Earn gift cards/discounts by submitting a publication using this product:
www.novusbio.com/publications

