

Product Datasheet

HNF-3 alpha/FoxA1 Antibody (FOXA1/1519) **NBP2-53331-100ug**

Unit Size: 100 ug

Store at 4C.

www.novusbio.com



technical@novusbio.com

Protocols, Publications, Related Products, Reviews, Research Tools and Images at:
www.novusbio.com/NBP2-53331

Updated 10/23/2024 v.20.1

**Earn rewards for product
reviews and publications.**

Submit a publication at www.novusbio.com/publications

Submit a review at www.novusbio.com/reviews/destination/NBP2-53331



NBP2-53331-100ug

HNF-3 alpha/FoxA1 Antibody (FOXA1/1519)

Product Information	
Unit Size	100 ug
Concentration	0.2 mg/ml
Storage	Store at 4C.
Clonality	Monoclonal
Clone	FOXA1/1519
Preservative	0.05% Sodium Azide
Isotype	IgG2a Kappa
Purity	Protein A or G purified
Buffer	10 mM PBS with 0.05% BSA
Target Molecular Weight	49 kDa

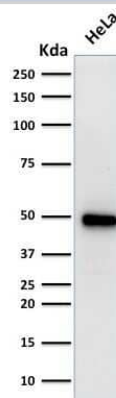
Product Description	
Description	200ug/ml of antibody purified from Bioreactor Concentrate by Protein A or G. Prepared in 10 mM PBS with 0.05% BSA & 0.05% azide. Also available WITHOUT BSA & azide at 1.0 mg/ml. (NBP2-54413) Antibody with azide - store at 2 to 8C. Antibody without azide - store at -20 to -80 C.
Host	Mouse
Gene ID	3169
Gene Symbol	FOXA1
Species	Human, Rat
Immunogen	Recombinant fragment of human HNF-3 alpha/FoxA1 protein (aa372-472) (exact sequence is proprietary) (Uniprot: P55317)

Product Application Details	
Applications	Western Blot, Flow Cytometry, Immunocytochemistry/ Immunofluorescence, Immunohistochemistry, Immunohistochemistry-Paraffin
Recommended Dilutions	Western Blot 1-2 ug/ml, Flow Cytometry 1-2 ug/million cells, Immunohistochemistry, Immunocytochemistry/ Immunofluorescence 1-2 ug/ml, Immunohistochemistry-Paraffin 1-2 ug/ml
Application Notes	Immunohistochemistry (Formalin-fixed): 1-2ug/ml for 30 minutes at RT. Staining of formalin-fixed tissues requires heating tissue sections in 10mM Tris with 1mM EDTA, pH 9.0, for 45 min at 95C followed by cooling at RT for 20 minutes. Optimal dilution for a specific application should be determined.

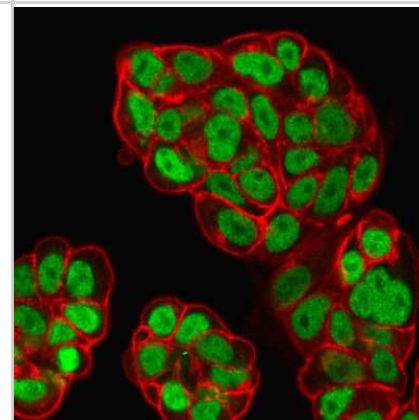


Images

Western Blot: HNF-3 alpha/FoxA1 Antibody (FOXA1/1519) [NBP2-53331] - Western Blot Analysis of human HeLa cell lysate using HNF-3 alpha/FoxA1 Antibody (FOXA1/1519).



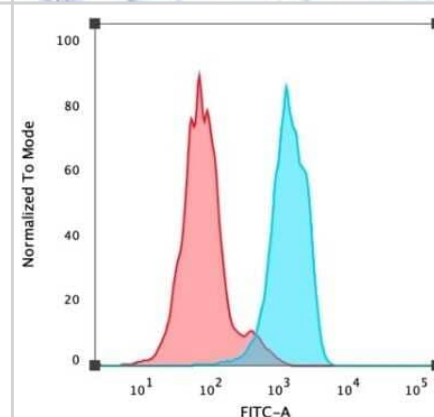
Immunocytochemistry/Immunofluorescence: HNF-3 alpha/FoxA1 Antibody (FOXA1/1519) [NBP2-53331] - Immunofluorescent analysis of PFA-fixed MCF-7 cells labeled with HNF-3 alpha/FoxA1 Mouse Monoclonal Antibody (HNF-3 alpha/FoxA1/1519) followed by goat anti-mouse IgG-CF488. Counterstain: phalloidin.



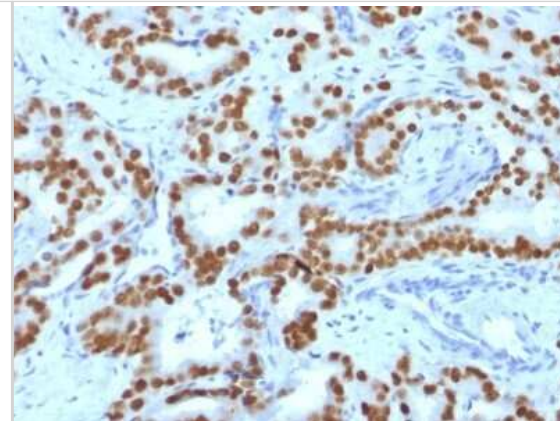
Immunohistochemistry-Paraffin: HNF-3 alpha/FoxA1 Antibody (FOXA1/1519) [NBP2-53331] - Formalin-fixed, paraffin-embedded Rat Colon stained with FOXA1 Monoclonal Antibody (FOXA1/1519).



Flow Cytometry: HNF-3 alpha/FoxA1 Antibody (FOXA1/1519) [NBP2-53331] - Flow cytometric analysis of PFA-fixed MCF-7 cells using HNF-3 alpha/FoxA1 Mouse Monoclonal Antibody (HNF-3 alpha/FoxA1/1519) followed by goat anti-mouse IgG-CF488 (blue); isotype control (red).



Immunohistochemistry-Paraffin: HNF-3 alpha/FoxA1 Antibody (FOXA1/1519) [NBP2-53331] - Formalin-fixed, paraffin-embedded human Prostate Carcinoma stained with FOXA1 Monoclonal Antibody (FOXA1/1519).





Novus Biologicals USA

10730 E. Briarwood Avenue
Centennial, CO 80112
USA
Phone: 303.730.1950
Toll Free: 1.888.506.6887
Fax: 303.730.1966
nb-customerservice@bio-techne.com

Bio-Techne Canada

21 Canmotor Ave
Toronto, ON M8Z 4E6
Canada
Phone: 905.827.6400
Toll Free: 855.668.8722
Fax: 905.827.6402
canada.inquires@bio-techne.com

Bio-Techne Ltd

19 Barton Lane
Abingdon Science Park
Abingdon, OX14 3NB, United Kingdom
Phone: (44) (0) 1235 529449
Free Phone: 0800 37 34 15
Fax: (44) (0) 1235 533420
info.EMEA@bio-techne.com

General Contact Information

www.novusbio.com
Technical Support: nb-technical@bio-techne.com
Orders: nb-customerservice@bio-techne.com
General: novus@novusbio.com

Products Related to NBP2-53331-100ug

HAF007	Goat anti-Mouse IgG Secondary Antibody [HRP]
NB720-B	Rabbit anti-Mouse IgG (H+L) Secondary Antibody [Biotin]
NBP1-96981-0.5mg	Mouse IgG2a Kappa Isotype Control (M2AK)
H00003169-P01-10ug	Recombinant Human HNF-3 alpha/FoxA1 GST (N-Term) Protein

Limitations

This product is for research use only and is not approved for use in humans or in clinical diagnosis. Primary Antibodies are guaranteed for 1 year from date of receipt.

For more information on our 100% guarantee, please visit www.novusbio.com/guarantee

Earn gift cards/discounts by submitting a review: www.novusbio.com/reviews/submit/NBP2-53331

Earn gift cards/discounts by submitting a publication using this product:
www.novusbio.com/publications

