

Product Datasheet

NAPRT1 Antibody (CL0665) - BSA Free NBP2-52954

Unit Size: 0.1 ml

Store at 4C short term. Aliquot and store at -20C long term. Avoid freeze-thaw cycles.

www.novusbio.com



technical@novusbio.com

Protocols, Publications, Related Products, Reviews, Research Tools and Images at:
www.novusbio.com/NBP2-52954

Updated 9/9/2025 v.20.1

Earn rewards for product
reviews and publications.

Submit a publication at www.novusbio.com/publications

Submit a review at www.novusbio.com/reviews/destination/NBP2-52954



NBP2-52954

NAPRT1 Antibody (CL0665) - BSA Free

Product Information	
Unit Size	0.1 ml
Concentration	Concentrations vary lot to lot. See vial label for concentration. If unlisted please contact technical services.
Storage	Store at 4C short term. Aliquot and store at -20C long term. Avoid freeze-thaw cycles.
Clonality	Monoclonal
Clone	CL0665
Preservative	0.02% Sodium Azide
Isotype	IgG1
Purity	Protein A purified
Buffer	PBS (pH 7.2) and 40% Glycerol

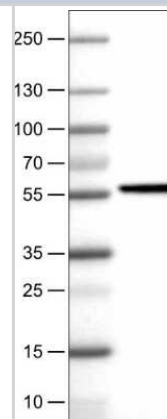
Product Description	
Description	Novus Biologicals Mouse NAPRT1 Antibody (CL0665) - BSA Free (NBP2-52954) is a monoclonal antibody validated for use in IHC and WB. All Novus Biologicals antibodies are covered by our 100% guarantee.
Host	Mouse
Gene ID	93100
Gene Symbol	NAPRT
Species	Human
Reactivity Notes	Please note that this antibody is reactive to Mouse and derived from the same host, Mouse. Mouse-On-Mouse blocking reagent may be needed for IHC and ICC experiments to reduce high background signal. You can find these reagents under catalog numbers PK-2200-NB and MP-2400-NB. Please contact Technical Support if you have any questions
Immunogen	This antibody was developed using a recombinant protein derived from Q6XQN6, with the exact immunogen sequence remaining proprietary.

Product Application Details	
Applications	Western Blot, Immunohistochemistry-Paraffin, Immunohistochemistry
Recommended Dilutions	Western Blot 1 ug/ml, Immunohistochemistry 1:200 - 1:500, Immunohistochemistry-Paraffin 1:200 - 1:500
Application Notes	For IHC-Paraffin, HIER pH 6 retrieval is recommended.

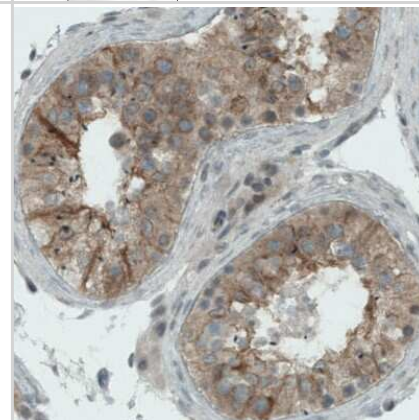


Images

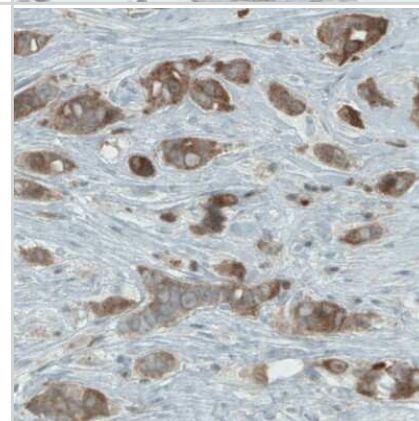
Western Blot: NAPRT1 Antibody (CL0665) [NBP2-52954] - Lane 1: Marker [kDa], Lane 2: Human liver tissue lysate



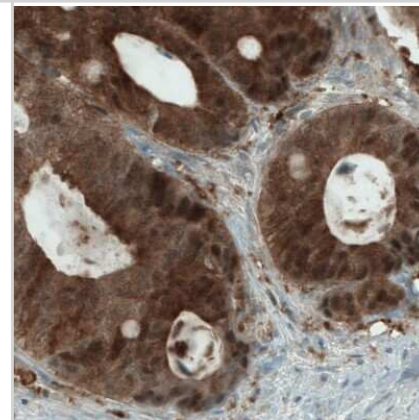
Immunohistochemistry-Paraffin: NAPRT1 Antibody (CL0665) [NBP2-52954] - Staining of human testis shows moderate cytoplasmic positivity in seminiferous tubules.



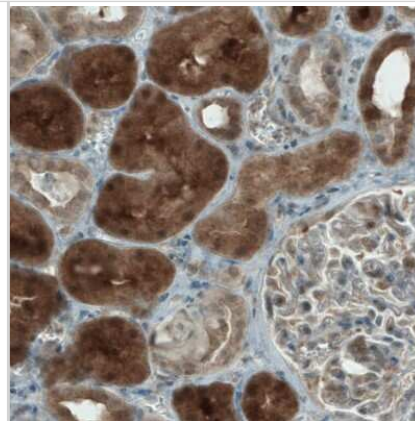
Immunohistochemistry-Paraffin: NAPRT1 Antibody (CL0665) [NBP2-52954] - Staining of human breast cancer shows positivity in tumor cells.



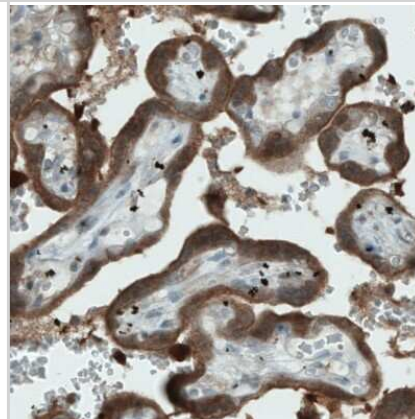
Immunohistochemistry-Paraffin: NAPRT1 Antibody (CL0665) [NBP2-52954] - Staining of human colorectal cancer shows strong immunoreactivity in tumor cells.




Immunohistochemistry-Paraffin: NAPRT1 Antibody (CL0665) [NBP2-52954] - Staining of human kidney shows strong cytoplasmic immunoreactivity in renal tubules.



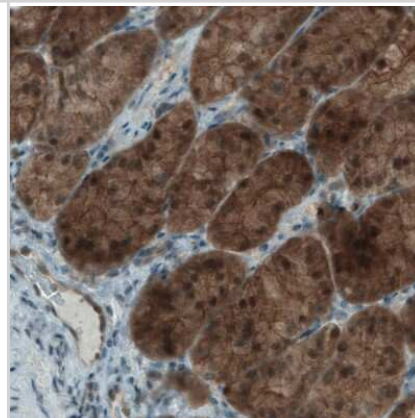
Immunohistochemistry-Paraffin: NAPRT1 Antibody (CL0665) [NBP2-52954] - Staining of human placenta shows strong immunoreactivity in the trophoblast.



Immunohistochemistry-Paraffin: NAPRT1 Antibody (CL0665) [NBP2-52954] - Staining of human skeletal muscle shows absence of immunoreactivity (negative control).



Immunohistochemistry-Paraffin: NAPRT1 Antibody (CL0665) [NBP2-52954] - Staining of human stomach shows strong positivity in glandular cells.





Novus Biologicals USA

10730 E. Briarwood Avenue
Centennial, CO 80112
USA
Phone: 303.730.1950
Toll Free: 1.888.506.6887
Fax: 303.730.1966
nb-customerservice@bio-techne.com

Bio-Techne Canada

21 Canmotor Ave
Toronto, ON M8Z 4E6
Canada
Phone: 905.827.6400
Toll Free: 855.668.8722
Fax: 905.827.6402
canada.inquires@bio-techne.com

Bio-Techne Ltd

19 Barton Lane
Abingdon Science Park
Abingdon, OX14 3NB, United Kingdom
Phone: (44) (0) 1235 529449
Free Phone: 0800 37 34 15
Fax: (44) (0) 1235 533420
info.EMEA@bio-techne.com

General Contact Information

www.novusbio.com
Technical Support: nb-technical@bio-techne.com
Orders: nb-customerservice@bio-techne.com
General: novus@novusbio.com

Products Related to NBP2-52954

NBP2-52954PEP	NAPRT1 Recombinant Protein Antigen
NBP2-33376H	Blue Marker Antibody (6F4-F6) [HRP]
HAF007	Goat anti-Mouse IgG Secondary Antibody [HRP]
NB7539	Goat anti-Mouse IgG (H+L) Secondary Antibody [HRP]
NBP1-97005-0.5mg	Mouse IgG1 Isotype Control (MG1)

Limitations

This product is for research use only and is not approved for use in humans or in clinical diagnosis. Primary Antibodies are guaranteed for 1 year from date of receipt.

For more information on our 100% guarantee, please visit www.novusbio.com/guarantee

Earn gift cards/discounts by submitting a review: www.novusbio.com/reviews/submit/NBP2-52954

Earn gift cards/discounts by submitting a publication using this product:
www.novusbio.com/publications

