

Product Datasheet

CD4 Antibody (MT310) - Azide and BSA Free NBP2-52706-0.2mg

Unit Size: 0.2 mg

Store at 4C for up to 3 months. For longer storage, aliquot and store at -20C.

www.novusbio.com



technical@novusbio.com

Protocols, Publications, Related Products, Reviews, Research Tools and Images at:
www.novusbio.com/NBP2-52706

Updated 10/23/2024 v.20.1

Earn rewards for product
reviews and publications.

Submit a publication at www.novusbio.com/publications

Submit a review at www.novusbio.com/reviews/destination/NBP2-52706



NBP2-52706-0.2mg

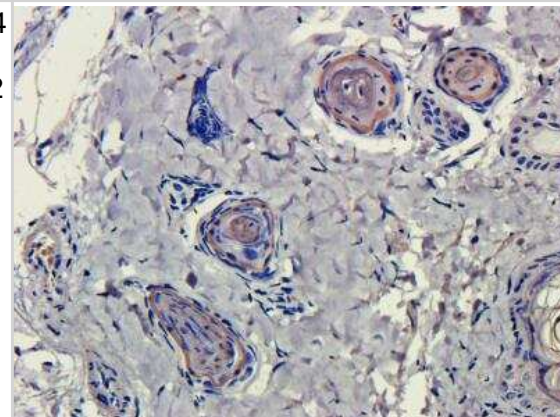
CD4 Antibody (MT310) - Azide and BSA Free

Product Information	
Unit Size	0.2 mg
Concentration	1 mg/ml
Storage	Store at 4C for up to 3 months. For longer storage, aliquot and store at -20C.
Clonality	Monoclonal
Clone	MT310
Preservative	0.02% Proclin 300
Isotype	IgG1 Kappa
Purity	Protein A purified
Buffer	PBS
Product Description	
Host	Mouse
Gene ID	920
Gene Symbol	CD4
Species	Human, Cynomolgus Monkey, Rhesus Macaque
Specificity/Sensitivity	mt310 binds to the extracellular domain D1 of CD4 -the same site as the HIV-1 gp120-binding site
Immunogen	CD4
Product Application Details	
Applications	Western Blot, Flow Cytometry, Immunocytochemistry/ Immunofluorescence, Immunohistochemistry, Immunohistochemistry-Paraffin, Immunoprecipitation, CyTOF-ready
Recommended Dilutions	Western Blot 1:100 - 1:2000, Flow Cytometry 1:10 - 1:1000, Immunohistochemistry, Immunocytochemistry/ Immunofluorescence, Immunoprecipitation 1:10 - 1:500, Immunohistochemistry-Paraffin 1:10 - 1:500, CyTOF-ready
Application Notes	This antibody is Cytof ready.

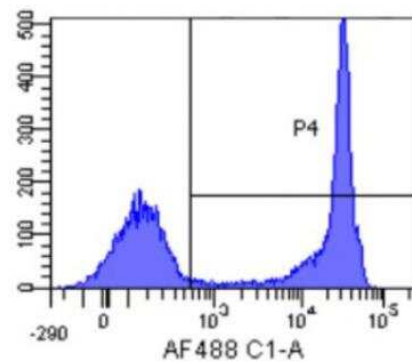


Images

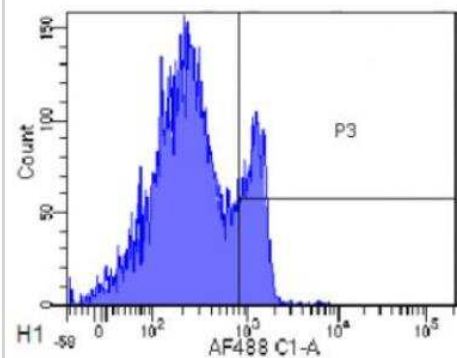
Immunohistochemistry: CD4 Antibody (MT310) [NBP2-52706] - Anti-CD4 staining of formaldehyde fixed paraffin embedded guinea pig skin tissue, at 40x magnification. The mouse IgG1-chimeric version of MT310 (NBP2-52706) was used to stain samples at a concentration of 3 ug/ml.



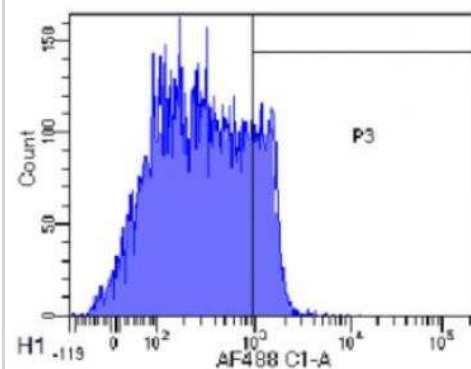
Flow Cytometry: CD4 Antibody (MT310) [NBP2-52706] - Human lymphocytes



Flow Cytometry: CD4 Antibody (MT310) [NBP2-52706] - Rhesus monkey lymphocytes



Flow Cytometry: CD4 Antibody (MT310) [NBP2-52706] - Cynomolgus monkey lymphocytes





Novus Biologicals USA

10730 E. Briarwood Avenue
Centennial, CO 80112
USA
Phone: 303.730.1950
Toll Free: 1.888.506.6887
Fax: 303.730.1966
nb-customerservice@bio-techne.com

Bio-Techne Canada

21 Canmotor Ave
Toronto, ON M8Z 4E6
Canada
Phone: 905.827.6400
Toll Free: 855.668.8722
Fax: 905.827.6402
canada.inquires@bio-techne.com

Bio-Techne Ltd

19 Barton Lane
Abingdon Science Park
Abingdon, OX14 3NB, United Kingdom
Phone: (44) (0) 1235 529449
Free Phone: 0800 37 34 15
Fax: (44) (0) 1235 533420
info.EMEA@bio-techne.com

General Contact Information

www.novusbio.com
Technical Support: nb-technical@bio-techne.com
Orders: nb-customerservice@bio-techne.com
General: novus@novusbio.com

Products Related to NBP2-52706-0.2mg

HAF007	Goat anti-Mouse IgG Secondary Antibody [HRP]
NB720-B	Rabbit anti-Mouse IgG (H+L) Secondary Antibody [Biotin]
NBP1-43319-0.5mg	Mouse IgG1 Kappa Isotype Control (P3.6.2.8.1)
NBP1-19371PEP	CD4 Antibody Blocking Peptide

Limitations

This product is for research use only and is not approved for use in humans or in clinical diagnosis. Primary Antibodies are guaranteed for 1 year from date of receipt.

For more information on our 100% guarantee, please visit www.novusbio.com/guarantee

Earn gift cards/discounts by submitting a review: www.novusbio.com/reviews/submit/NBP2-52706

Earn gift cards/discounts by submitting a publication using this product:
www.novusbio.com/publications

