

Product Datasheet

CD4 Antibody (MT310) - Chimeric - Azide and BSA Free NBP2-52663-0.2mg

Unit Size: 0.2 mg

Store at 4C for up to 3 months. For longer storage, aliquot and store at -20C.

www.novusbio.com



technical@novusbio.com

Publications: 1

Protocols, Publications, Related Products, Reviews, Research Tools and Images at:
www.novusbio.com/NBP2-52663

Updated 10/23/2024 v.20.1

Earn rewards for product
reviews and publications.

Submit a publication at www.novusbio.com/publications

Submit a review at www.novusbio.com/reviews/destination/NBP2-52663



NBP2-52663-0.2mg

CD4 Antibody (MT310) - Chimeric - Azide and BSA Free

Product Information	
Unit Size	0.2 mg
Concentration	1 mg/ml
Storage	Store at 4C for up to 3 months. For longer storage, aliquot and store at -20C.
Clonality	Monoclonal
Clone	MT310
Preservative	0.02% Proclin 300
Isotype	IgG Kappa
Purity	Protein A purified
Buffer	PBS

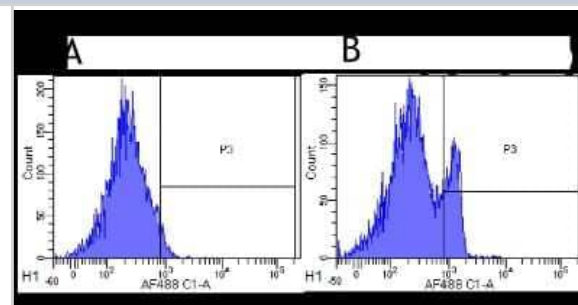
Product Description	
Host	Rabbit
Gene ID	920
Gene Symbol	CD4
Species	Human, Cynomolgus Monkey, Rhesus Macaque
Specificity/Sensitivity	mt310 binds to the extracellular domain D1 of CD4 -the same site as the HIV-1 gp120-binding site
Immunogen	CD4

Product Application Details	
Applications	Flow Cytometry, Immunocytochemistry/ Immunofluorescence, Immunohistochemistry, Immunohistochemistry-Paraffin, Immunoprecipitation, CyTOF-ready
Recommended Dilutions	Flow Cytometry 1:10 - 1:1000, Immunohistochemistry, Immunocytochemistry/ Immunofluorescence, Immunoprecipitation 1:10 - 1:500, Immunohistochemistry-Paraffin 1:10 - 1:500, CyTOF-ready
Application Notes	This antibody is Cytof ready. This chimeric rabbit antibody was made using the variable domain sequences of the original murine IgG1 format, for improved compatibility with existing reagents, assays and techniques. mt310 can inhibit gp120 binding to CD4, which blocks HIV infectivity of CD4+ T lymphocytes, as well as the binding of MHCII, which results in the block of T-cell activation, possibly leading to the induction of anergy. Antibody binding to CD4 additionally causes the induction of GM-CSF, TNF-alpha (only after 20 h) and IL-10.

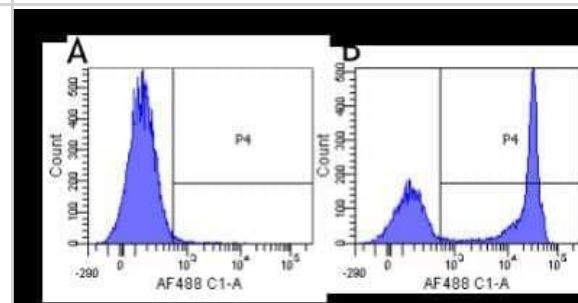


Images

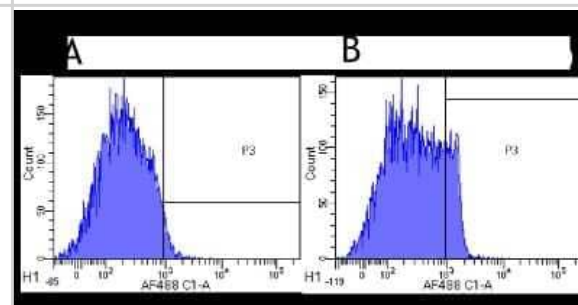
Flow Cytometry: CD4 Antibody (MT310) - Chimeric [NBP2-52663] - Flow-cytometry using anti-CD4 antibody MT310 (NBP2-52663) Rhesus monkey lymphocytes were stained with an isotype control (panel A) or the rabbit-chimeric version of MT310 (panel B) at a concentration of 1 ug/ml for 30 mins at RT. After washing, bound antibody was detected using a AF488 conjugated donkey anti-rabbit antibody and cells analysed on a FACSCanto flow-cytometer.



Flow Cytometry: CD4 Antibody (MT310) - Chimeric [NBP2-52663] - Flow-cytometry using anti-CD4 antibody MT310 (NBP2-52663) Human lymphocytes were stained with an isotype control (panel A) or the rabbit-chimeric version of MT310 (panel B) at a concentration of 1 ug/ml for 30 mins at RT. After washing, bound antibody was detected using a AF488 conjugated donkey anti-rabbit antibody and cells analysed on a FACSCanto flow-cytometer.



Flow Cytometry: CD4 Antibody (MT310) - Chimeric [NBP2-52663] - Flow-cytometry using anti-CD4 antibody MT310 (NBP2-52663) Cynomolgus monkey lymphocytes were stained with an isotype control (panel A) or the rabbit-chimeric version of MT310 (panel B) at a concentration of 1 ug/ml for 30 mins at RT. After washing, bound antibody was detected using a AF488 conjugated donkey anti-rabbit antibody and cells analysed on a FACSCanto flow-cytometer.



Publications

Zhao B, Wang S, Xue L et al. EFHD1 expression is correlated with tumor-infiltrating neutrophils and predicts prognosis in gastric cancer Heliyon 2023-10-01 [PMID: 37876466] (IF/ICC)



Novus Biologicals USA

10730 E. Briarwood Avenue
Centennial, CO 80112
USA
Phone: 303.730.1950
Toll Free: 1.888.506.6887
Fax: 303.730.1966
nb-customerservice@bio-techne.com

Bio-Techne Canada

21 Canmotor Ave
Toronto, ON M8Z 4E6
Canada
Phone: 905.827.6400
Toll Free: 855.668.8722
Fax: 905.827.6402
canada.inquires@bio-techne.com

Bio-Techne Ltd

19 Barton Lane
Abingdon Science Park
Abingdon, OX14 3NB, United Kingdom
Phone: (44) (0) 1235 529449
Free Phone: 0800 37 34 15
Fax: (44) (0) 1235 533420
info.EMEA@bio-techne.com

General Contact Information

www.novusbio.com
Technical Support: nb-technical@bio-techne.com
Orders: nb-customerservice@bio-techne.com
General: novus@novusbio.com

Products Related to NBP2-52663-0.2mg

HAF008	Goat anti-Rabbit IgG Secondary Antibody [HRP]
NB7160	Goat anti-Rabbit IgG (H+L) Secondary Antibody [HRP]
NBP1-19371PEP	CD4 Antibody Blocking Peptide
210-TA-005	TNF-alpha [Unconjugated]

Limitations

This product is for research use only and is not approved for use in humans or in clinical diagnosis. Primary Antibodies are guaranteed for 1 year from date of receipt.

For more information on our 100% guarantee, please visit www.novusbio.com/guarantee

Earn gift cards/discounts by submitting a review: www.novusbio.com/reviews/submit/NBP2-52663

Earn gift cards/discounts by submitting a publication using this product:
www.novusbio.com/publications

