

# Product Datasheet

## Ku70/XRCC6 Antibody (2F7F5) - BSA Free NBP2-52589

Unit Size: 0.1 mg

Store at 4C short term. Aliquot and store at -20C long term. Avoid freeze-thaw cycles.

[www.novusbio.com](http://www.novusbio.com)



[technical@novusbio.com](mailto:technical@novusbio.com)

Protocols, Publications, Related Products, Reviews, Research Tools and Images at:  
[www.novusbio.com/NBP2-52589](http://www.novusbio.com/NBP2-52589)

Updated 10/23/2024 v.20.1

Earn rewards for product  
reviews and publications.

Submit a publication at [www.novusbio.com/publications](http://www.novusbio.com/publications)

Submit a review at [www.novusbio.com/reviews/destination/NBP2-52589](http://www.novusbio.com/reviews/destination/NBP2-52589)



**NBP2-52589**

Ku70/XRCC6 Antibody (2F7F5) - BSA Free

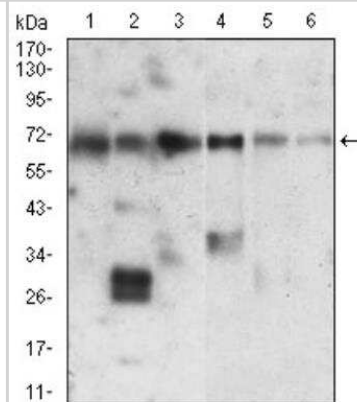
Product Information	
Unit Size	0.1 mg
Concentration	1 mg/ml
Storage	Store at 4C short term. Aliquot and store at -20C long term. Avoid freeze-thaw cycles.
Clonality	Monoclonal
Clone	2F7F5
Preservative	0.05% Sodium Azide
Isotype	IgG1
Purity	Protein G purified
Buffer	PBS
Target Molecular Weight	69.8 kDa

Product Description	
Host	Mouse
Gene ID	2547
Gene Symbol	XRCC6
Species	Human
Immunogen	Purified recombinant fragment of human Ku70/XRCC6 (AA: 6-214) expressed in E. Coli.

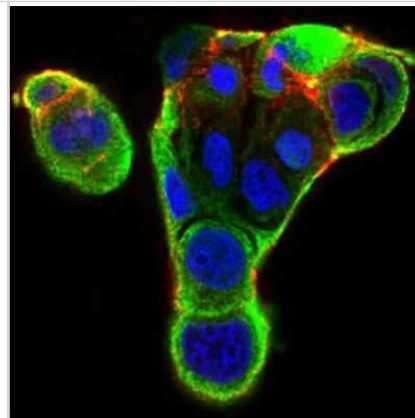
Product Application Details	
Applications	Western Blot, ELISA, Flow Cytometry, Immunocytochemistry/Immunofluorescence, Immunohistochemistry, Immunohistochemistry-Paraffin, CyTOF-ready
Recommended Dilutions	Western Blot 1:500-1:2000, Flow Cytometry 1:200-1:400, ELISA 1:10000, Immunohistochemistry 1:200-1:1000, Immunocytochemistry/Immunofluorescence 1:200-1:1000, Immunohistochemistry-Paraffin 1:200-1:1000, CyTOF-ready
Application Notes	This antibody is Cytof ready.

**Images**

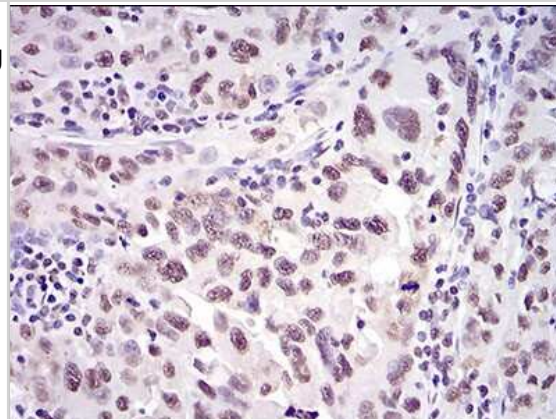
Western Blot: Ku70/XRCC6 Antibody (2F7F5) [NBP2-52589] - Analysis using XRCC6 mouse mAb against Hela (1), PC-2 (2), A549 (3), A431 (4), HepG2 (5), K562 (6) cell lysate.



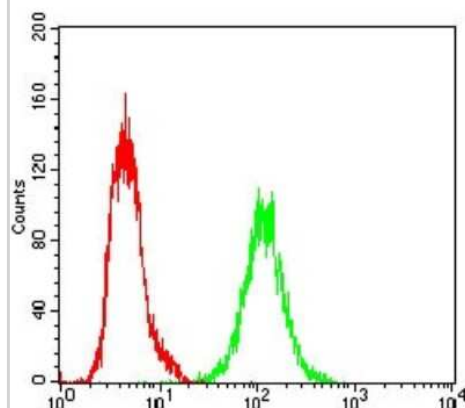
Immunocytochemistry/Immunofluorescence: Ku70/XRCC6 Antibody (2F7F5) [NBP2-52589] - Analysis of MCF-7 cells using XRCC6 mouse mAb (green). Blue: DRAQ5 fluorescent DNA dye. Red: Actin filaments have been labeled with Alexa Fluor-555 phalloidin.



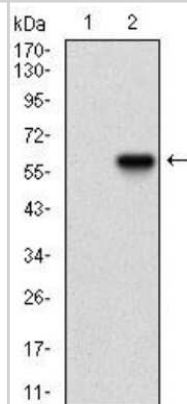
Immunohistochemistry-Paraffin: Ku70/XRCC6 Antibody (2F7F5) [NBP2-52589] - Analysis of paraffin-embedded endometrial cancer tissues using XRCC6 mouse mAb with DAB staining.



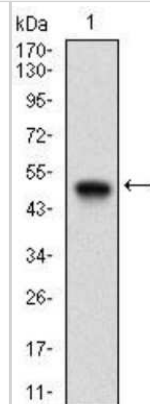
Flow Cytometry: Ku70/XRCC6 Antibody (2F7F5) [NBP2-52589] - Analysis of A431 cells using XRCC6 mouse mAb (green) and negative control (red).



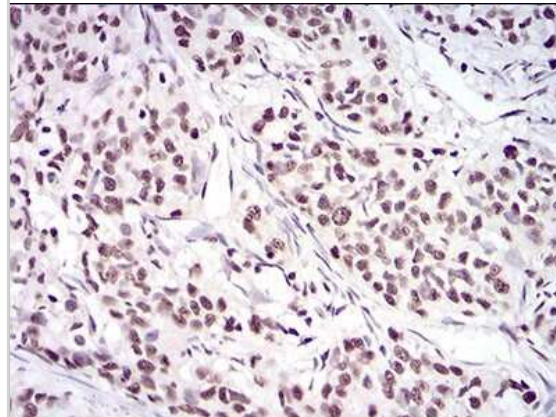
Western Blot: Ku70/XRCC6 Antibody (2F7F5) [NBP2-52589] - Analysis using XRCC6 mAb against HEK293 (1) and XRCC6 (AA: 6-214)-hIgGFc transfected HEK293 (2) cell lysate.



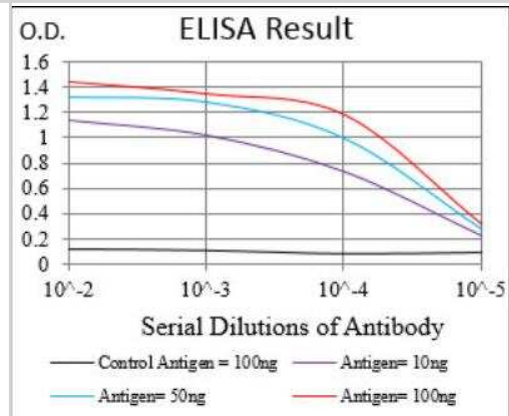
Western Blot: Ku70/XRCC6 Antibody (2F7F5) [NBP2-52589] - Analysis using XRCC6 mAb against human XRCC6 (AA: 6-214) recombinant protein. (Expected MW is 49.7 kDa)



Immunohistochemistry-Paraffin: Ku70/XRCC6 Antibody (2F7F5) [NBP2-52589] - Analysis of paraffin-embedded cervical cancer tissues using XRCC6 mouse mAb with DAB staining.



ELISA: Ku70/XRCC6 Antibody (2F7F5) [NBP2-52589] - Black line: Control Antigen (100 ng); Purple line: Antigen(10ng); Blue line: Antigen (50 ng); Red line: Antigen (100 ng).





### **Novus Biologicals USA**

10730 E. Briarwood Avenue  
Centennial, CO 80112  
USA  
Phone: 303.730.1950  
Toll Free: 1.888.506.6887  
Fax: 303.730.1966  
nb-customerservice@bio-techne.com

### **Bio-Techne Canada**

21 Canmotor Ave  
Toronto, ON M8Z 4E6  
Canada  
Phone: 905.827.6400  
Toll Free: 855.668.8722  
Fax: 905.827.6402  
canada.inquires@bio-techne.com

### **Bio-Techne Ltd**

19 Barton Lane  
Abingdon Science Park  
Abingdon, OX14 3NB, United Kingdom  
Phone: (44) (0) 1235 529449  
Free Phone: 0800 37 34 15  
Fax: (44) (0) 1235 533420  
info.EMEA@bio-techne.com

### **General Contact Information**

www.novusbio.com  
Technical Support: nb-technical@bio-techne.com  
Orders: nb-customerservice@bio-techne.com  
General: novus@novusbio.com

### **Products Related to NBP2-52589**

---

HAF007	Goat anti-Mouse IgG Secondary Antibody [HRP]
NB720-B	Rabbit anti-Mouse IgG (H+L) Secondary Antibody [Biotin]
NBP1-97005-0.5mg	Mouse IgG1 Isotype Control (MG1)
NBP2-38567PEP	Ku70/XRCC6 Recombinant Protein Antigen

---

### **Limitations**

This product is for research use only and is not approved for use in humans or in clinical diagnosis. Primary Antibodies are guaranteed for 1 year from date of receipt.

For more information on our 100% guarantee, please visit [www.novusbio.com/guarantee](http://www.novusbio.com/guarantee)

Earn gift cards/discounts by submitting a review: [www.novusbio.com/reviews/submit/NBP2-52589](http://www.novusbio.com/reviews/submit/NBP2-52589)

Earn gift cards/discounts by submitting a publication using this product:  
[www.novusbio.com/publications](http://www.novusbio.com/publications)

