

# Product Datasheet

## RSK3 Antibody (3C4C8) - BSA Free NBP2-52555

Unit Size: 0.1 mg

Store at 4C short term. Aliquot and store at -20C long term. Avoid freeze-thaw cycles.

[www.novusbio.com](http://www.novusbio.com)



[technical@novusbio.com](mailto:technical@novusbio.com)

### Publications: 1

Protocols, Publications, Related Products, Reviews, Research Tools and Images at:  
[www.novusbio.com/NBP2-52555](http://www.novusbio.com/NBP2-52555)

Updated 10/23/2024 v.20.1

Earn rewards for product  
reviews and publications.

Submit a publication at [www.novusbio.com/publications](http://www.novusbio.com/publications)

Submit a review at [www.novusbio.com/reviews/destination/NBP2-52555](http://www.novusbio.com/reviews/destination/NBP2-52555)



**NBP2-52555**

RSK3 Antibody (3C4C8) - BSA Free

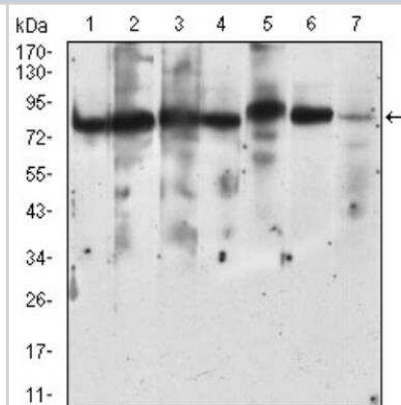
Product Information	
Unit Size	0.1 mg
Concentration	1 mg/ml
Storage	Store at 4C short term. Aliquot and store at -20C long term. Avoid freeze-thaw cycles.
Clonality	Monoclonal
Clone	3C4C8
Preservative	0.05% Sodium Azide
Isotype	IgG1
Purity	Protein G purified
Buffer	PBS
Target Molecular Weight	83.2 kDa

Product Description	
Host	Mouse
Gene ID	6196
Gene Symbol	RPS6KA2
Species	Human, Mouse
Immunogen	Purified recombinant fragment of human RSK3 (AA: 415-734) expressed in E. Coli.

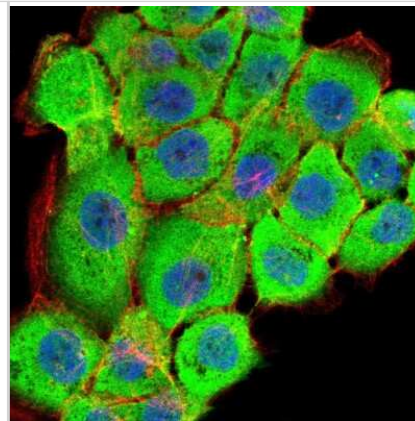
Product Application Details	
Applications	Western Blot, ELISA, Flow Cytometry, Immunocytochemistry/Immunofluorescence, Immunohistochemistry, Immunohistochemistry-Paraffin, CyTOF-ready
Recommended Dilutions	Western Blot 1:500-1:2000, Flow Cytometry 1:200-1:400, ELISA 1:10000, Immunohistochemistry 1:200-1:1000, Immunocytochemistry/Immunofluorescence 1:200-1:1000, Immunohistochemistry-Paraffin, CyTOF-ready
Application Notes	This antibody is Cytof ready.

**Images**

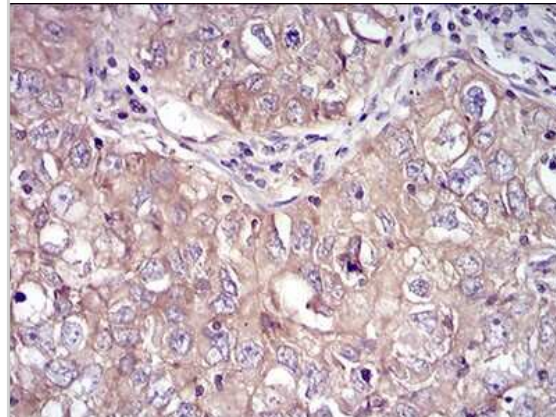
Western Blot: RSK3 Antibody (3C4C8) [NBP2-52555] - Analysis using RSK3 mouse mAb against Hela (1), A431 (2), HEK293 (3), Jurkat (4), HepG2 (5), MCF-7 (6), NIH/3T3 (7) cell lysate.



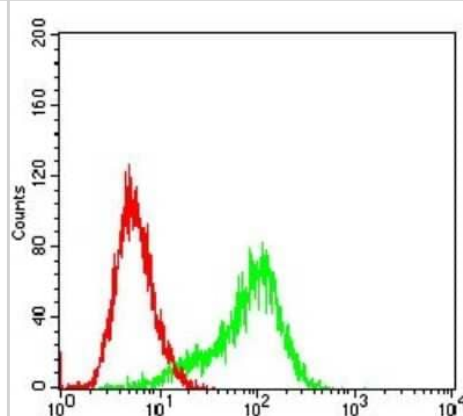
Immunocytochemistry/Immunofluorescence: RSK3 Antibody (3C4C8) [NBP2-52555] - Analysis of A431 cells using RPS6KA2 mouse mAb (green). Blue: DRAQ5 fluorescent DNA dye. Red: Actin filaments have been labeled with Alexa Fluor- 555 phalloidin.



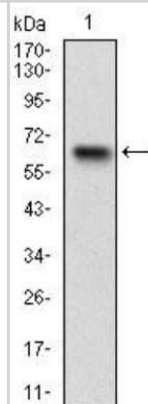
Immunohistochemistry-Paraffin: RSK3 Antibody (3C4C8) [NBP2-52555] - Analysis of paraffin-embedded lung cancer tissues using RPS6KA2 mouse mAb with DAB staining.



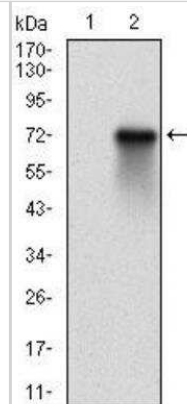
Flow Cytometry: RSK3 Antibody (3C4C8) [NBP2-52555] - Analysis of HeLa cells using RPS6KA2 mouse mAb (green) and negative control (red).



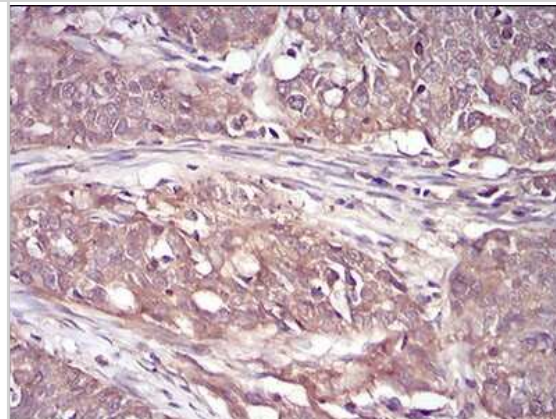
Western Blot: RSK3 Antibody (3C4C8) [NBP2-52555] - Analysis using RPS6KA2 mAb against human RPS6KA2 (AA: 415-734) recombinant protein. (Expected MW is 62 kDa)



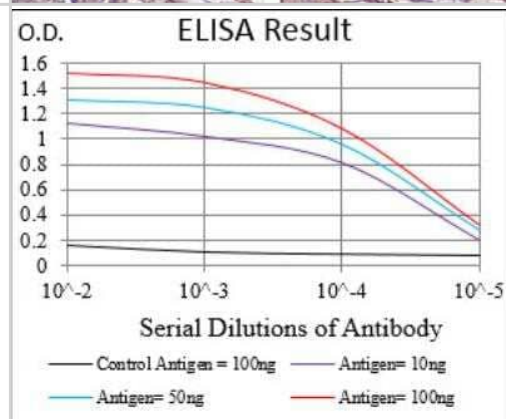
Western Blot: RSK3 Antibody (3C4C8) [NBP2-52555] - Analysis using RPS6KA2 mAb against HEK293 (1) and RPS6KA2 (AA: 415-734)-hlgGFc transfected HEK293 (2) cell lysate.



Immunohistochemistry-Paraffin: RSK3 Antibody (3C4C8) [NBP2-52555] - Analysis of paraffin-embedded cervical cancer tissues using RPS6KA2 mouse mAb with DAB staining.



ELISA: RSK3 Antibody (3C4C8) [NBP2-52555] - Black line: Control Antigen (100 ng); Purple line: Antigen(10ng); Blue line: Antigen (50 ng); Red line: Antigen (100 ng).



## Publications

Anju Kumari, Lisa Gesumaria, Yan-Jin Liu, V. Keith Hughitt, Xiaohu Zhang, Michele Ceribelli, Kelli M. Wilson, Carleen Klumpp-Thomas, Lu Chen, Crystal McKnight, Zina Itkin, Craig J. Thomas, Beverly A. Mock, David S. Schrupp, Haobin Chen mTOR inhibition overcomes RSK3-mediated resistance to BET inhibitors in small cell lung cancer JCI Insight 2023-03-08 [PMID: 36883564]



### **Novus Biologicals USA**

10730 E. Briarwood Avenue  
Centennial, CO 80112  
USA  
Phone: 303.730.1950  
Toll Free: 1.888.506.6887  
Fax: 303.730.1966  
nb-customerservice@bio-techne.com

### **Bio-Techne Canada**

21 Canmotor Ave  
Toronto, ON M8Z 4E6  
Canada  
Phone: 905.827.6400  
Toll Free: 855.668.8722  
Fax: 905.827.6402  
canada.inquires@bio-techne.com

### **Bio-Techne Ltd**

19 Barton Lane  
Abingdon Science Park  
Abingdon, OX14 3NB, United Kingdom  
Phone: (44) (0) 1235 529449  
Free Phone: 0800 37 34 15  
Fax: (44) (0) 1235 533420  
info.EMEA@bio-techne.com

### **General Contact Information**

www.novusbio.com  
Technical Support: nb-technical@bio-techne.com  
Orders: nb-customerservice@bio-techne.com  
General: novus@novusbio.com

### **Products Related to NBP2-52555**

---

HAF007	Goat anti-Mouse IgG Secondary Antibody [HRP]
NB720-B	Rabbit anti-Mouse IgG (H+L) Secondary Antibody [Biotin]
NBP1-97005-0.5mg	Mouse IgG1 Isotype Control (MG1)
NBP2-48825PEP	RSK3 Recombinant Protein Antigen

---

### **Limitations**

This product is for research use only and is not approved for use in humans or in clinical diagnosis. Primary Antibodies are guaranteed for 1 year from date of receipt.

For more information on our 100% guarantee, please visit [www.novusbio.com/guarantee](http://www.novusbio.com/guarantee)

Earn gift cards/discounts by submitting a review: [www.novusbio.com/reviews/submit/NBP2-52555](http://www.novusbio.com/reviews/submit/NBP2-52555)

Earn gift cards/discounts by submitting a publication using this product:  
[www.novusbio.com/publications](http://www.novusbio.com/publications)

