

Product Datasheet

Cytokeratin 5 Antibody (3D6D4) - BSA Free NBP2-52444

Unit Size: 0.1 mg

Store at 4C short term. Aliquot and store at -20C long term. Avoid freeze-thaw cycles.

www.novusbio.com



technical@novusbio.com

Protocols, Publications, Related Products, Reviews, Research Tools and Images at:
www.novusbio.com/NBP2-52444

Updated 9/9/2025 v.20.1

Earn rewards for product
reviews and publications.

Submit a publication at www.novusbio.com/publications

Submit a review at www.novusbio.com/reviews/destination/NBP2-52444



NBP2-52444

Cytokeratin 5 Antibody (3D6D4) - BSA Free

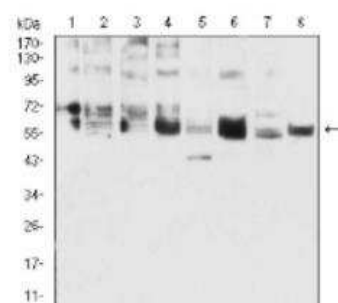
Product Information	
Unit Size	0.1 mg
Concentration	1 mg/ml
Storage	Store at 4C short term. Aliquot and store at -20C long term. Avoid freeze-thaw cycles.
Clonality	Monoclonal
Clone	3D6D4
Preservative	0.05% Sodium Azide
Isotype	IgG1
Purity	Protein G purified
Buffer	PBS
Target Molecular Weight	62.4 kDa

Product Description	
Description	Novus Biologicals Mouse Cytokeratin 5 Antibody (3D6D4) - BSA Free (NBP2-52444) is a monoclonal antibody validated for use in IHC, WB, ELISA, Flow and ICC/IF. All Novus Biologicals antibodies are covered by our 100% guarantee.
Host	Mouse
Gene ID	3852
Gene Symbol	KRT5
Species	Human, Mouse, Monkey
Immunogen	Purified recombinant fragment of human Cytokeratin 5 (AA: 258-357) expressed in E. Coli.

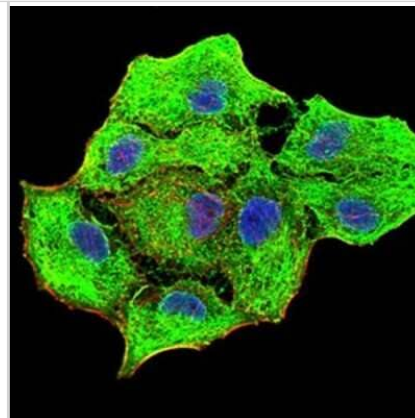
Product Application Details	
Applications	Western Blot, Immunohistochemistry-Paraffin, ELISA, Flow Cytometry, Immunocytochemistry/ Immunofluorescence, Immunohistochemistry, CyTOF-ready
Recommended Dilutions	Western Blot 1:500-1:2000, Flow Cytometry 1:200-1:400, ELISA 1:10000, Immunohistochemistry 1:200-1:1000, Immunocytochemistry/ Immunofluorescence 1:200-1:1000, Immunohistochemistry-Paraffin 1:200 - 1:1000, CyTOF-ready
Application Notes	This antibody is Cytof ready.

Images

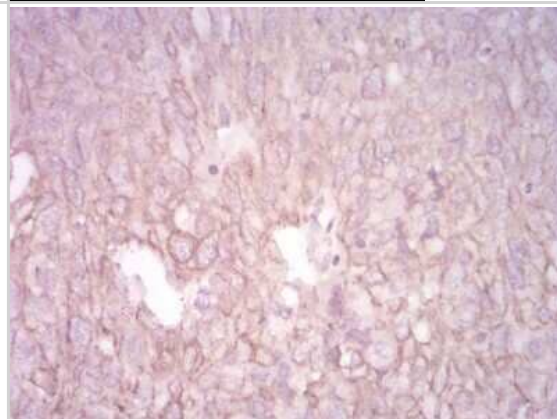
Western Blot: Cytokeratin 5 Antibody (3D6D4) [NBP2-52444] - Analysis using CK5 mouse mAb against A431 (1), 3T3-L1 (2), COS7 (3), MCF-7 (4), SK-Br-3 (5), Hela (6), Lncap (7), and HepG2 (8) cell lysate.



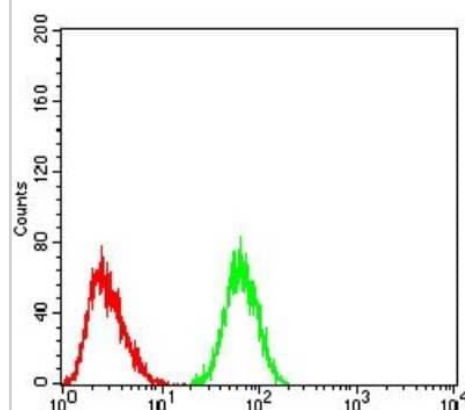
Immunocytochemistry/Immunofluorescence: Cytokeratin 5 Antibody (3D6D4) [NBP2-52444] - Analysis of MCF-7 cells using CK5 mouse mAb (green). Blue: DRAQ5 fluorescent DNA dye. Red: Actin filaments have been labeled with Alexa Fluor- 555 phalloidin.



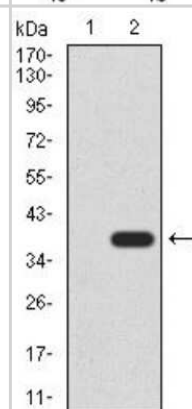
Immunohistochemistry: Cytokeratin 5 Antibody (3D6D4) [NBP2-52444] - Analysis of paraffin-embedded ovarian cancer tissues using CK5 mouse mAb with DAB staining.



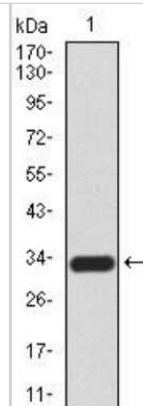
Flow Cytometry: Cytokeratin 5 Antibody (3D6D4) [NBP2-52444] - Flow cytometric analysis of HeLa cells using CK5 mouse mAb (green) and negative control (red).



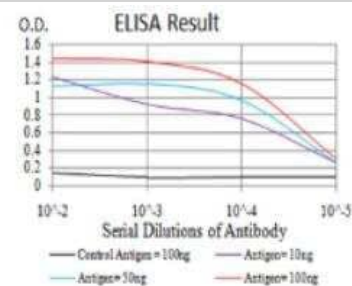
Western Blot: Cytokeratin 5 Antibody (3D6D4) [NBP2-52444] - Analysis using CK5 mAb against HEK293 (1) and CK5 (AA: 258-357)-hlgGfc transfected HEK293 (2) cell lysate.



Western Blot: Cytokeratin 5 Antibody (3D6D4) [NBP2-52444] - Analysis using CK5 mAb against human CK5 (AA: 258-357) recombinant protein. (Expected MW is 33.1 kDa)



ELISA: Cytokeratin 5 Antibody (3D6D4) [NBP2-52444] - Black line: Control Antigen (100 ng); Purple line: Antigen(10ng); Blue line: Antigen (50 ng); Red line: Antigen (100 ng);





Novus Biologicals USA

10730 E. Briarwood Avenue
Centennial, CO 80112
USA
Phone: 303.730.1950
Toll Free: 1.888.506.6887
Fax: 303.730.1966
nb-customerservice@bio-techne.com

Bio-Techne Canada

21 Canmotor Ave
Toronto, ON M8Z 4E6
Canada
Phone: 905.827.6400
Toll Free: 855.668.8722
Fax: 905.827.6402
canada.inquires@bio-techne.com

Bio-Techne Ltd

19 Barton Lane
Abingdon Science Park
Abingdon, OX14 3NB, United Kingdom
Phone: (44) (0) 1235 529449
Free Phone: 0800 37 34 15
Fax: (44) (0) 1235 533420
info.EMEA@bio-techne.com

General Contact Information

www.novusbio.com
Technical Support: nb-technical@bio-techne.com
Orders: nb-customerservice@bio-techne.com
General: novus@novusbio.com

Products Related to NBP2-52444

HAF007	Goat anti-Mouse IgG Secondary Antibody [HRP]
NB720-B	Rabbit anti-Mouse IgG (H+L) Secondary Antibody [Biotin]
NBP1-97005-0.5mg	Mouse IgG1 Isotype Control (MG1)
NBP2-51653-0.1mg	Recombinant Human Cytokeratin 5 His Protein

Limitations

This product is for research use only and is not approved for use in humans or in clinical diagnosis. Primary Antibodies are guaranteed for 1 year from date of receipt.

For more information on our 100% guarantee, please visit www.novusbio.com/guarantee

Earn gift cards/discounts by submitting a review: www.novusbio.com/reviews/submit/NBP2-52444

Earn gift cards/discounts by submitting a publication using this product:
www.novusbio.com/publications

