

Product Datasheet

DRAM Antibody (M3-P4B4) - BSA Free NBP2-50379

Unit Size: 0.1 ml

Store at 4C short term. Aliquot and store at -20C long term. Avoid freeze-thaw cycles.

www.novusbio.com



technical@novusbio.com

Protocols, Publications, Related Products, Reviews, Research Tools and Images at:
www.novusbio.com/NBP2-50379

Updated 10/23/2024 v.20.1

Earn rewards for product
reviews and publications.

Submit a publication at www.novusbio.com/publications

Submit a review at www.novusbio.com/reviews/destination/NBP2-50379



NBP2-50379

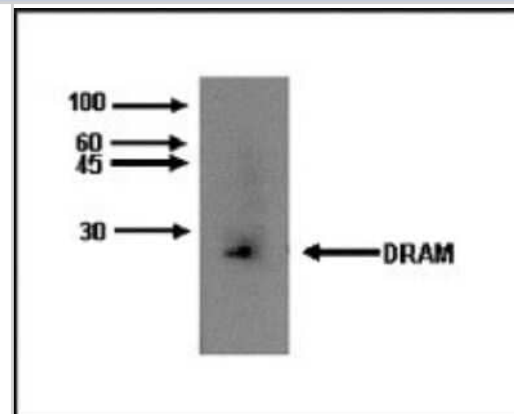
DRAM Antibody (M3-P4B4) - BSA Free

Product Information	
Unit Size	0.1 ml
Concentration	1 mg/ml
Storage	Store at 4C short term. Aliquot and store at -20C long term. Avoid freeze-thaw cycles.
Clonality	Monoclonal
Clone	M3-P4B4
Preservative	0.02% Sodium Azide
Isotype	IgG1
Purity	Protein A purified
Buffer	PBS
Product Description	
Host	Mouse
Gene ID	55332
Gene Symbol	DRAM1
Species	Human
Immunogen	Peptide Sequence - EKDYVYHVVS (amino acids 192 - 201)
Product Application Details	
Applications	Western Blot, ELISA, Immunocytochemistry/ Immunofluorescence, Immunohistochemistry
Recommended Dilutions	Western Blot 1:100 - 1:2000, ELISA 1:100 - 1:2000, Immunohistochemistry 1:10 - 1:500, Immunocytochemistry/ Immunofluorescence 1:10 - 1:500
Application Notes	Positive control(s): ELISA- Peptide immunogen; Western Blot- HeLa cell extract (cytoplasmic fraction); ICC/IF - HeLa Cells; IHC- Human hepatocellular carcinoma.

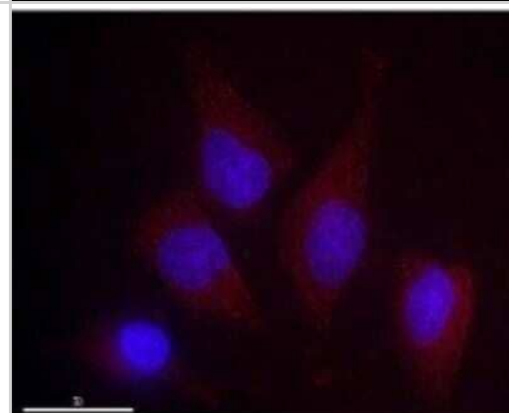


Images

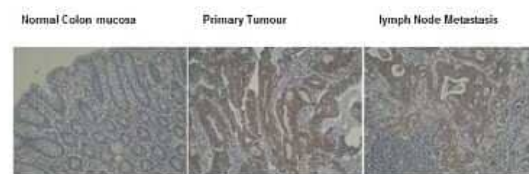
Western Blot: DRAM Antibody (M3-P4B4) [NBP2-50379]



Immunocytochemistry/Immunofluorescence: DRAM Antibody (M3-P4B4) [NBP2-50379]



Immunohistochemistry: DRAM Antibody (M3-P4B4) [NBP2-50379] - Analysis of normal colon mucosa, primary tumour and lymph node metastasis sections.



Tissue photomicrographs showing elevated cytoplasmic staining in primary and metastatic tumours compared to normal colonic mucosa.



Novus Biologicals USA

10730 E. Briarwood Avenue
Centennial, CO 80112
USA
Phone: 303.730.1950
Toll Free: 1.888.506.6887
Fax: 303.730.1966
nb-customerservice@bio-techne.com

Bio-Techne Canada

21 Canmotor Ave
Toronto, ON M8Z 4E6
Canada
Phone: 905.827.6400
Toll Free: 855.668.8722
Fax: 905.827.6402
canada.inquires@bio-techne.com

Bio-Techne Ltd

19 Barton Lane
Abingdon Science Park
Abingdon, OX14 3NB, United Kingdom
Phone: (44) (0) 1235 529449
Free Phone: 0800 37 34 15
Fax: (44) (0) 1235 533420
info.EMEA@bio-techne.com

General Contact Information

www.novusbio.com
Technical Support: nb-technical@bio-techne.com
Orders: nb-customerservice@bio-techne.com
General: novus@novusbio.com

Products Related to NBP2-50379

HAF007	Goat anti-Mouse IgG Secondary Antibody [HRP]
NB720-B	Rabbit anti-Mouse IgG (H+L) Secondary Antibody [Biotin]
NBP1-97005-0.5mg	Mouse IgG1 Isotype Control (MG1)
NBP1-76759PEP	DRAM Antibody Blocking Peptide

Limitations

This product is for research use only and is not approved for use in humans or in clinical diagnosis. Primary Antibodies are guaranteed for 1 year from date of receipt.

For more information on our 100% guarantee, please visit www.novusbio.com/guarantee

Earn gift cards/discounts by submitting a review: www.novusbio.com/reviews/submit/NBP2-50379

Earn gift cards/discounts by submitting a publication using this product:
www.novusbio.com/publications

