

# Product Datasheet

## SPATA2L Antibody (Z2P2D5\*C8) - BSA Free NBP2-50306

Unit Size: 0.1 ml

Store at 4C short term. Aliquot and store at -20C long term. Avoid freeze-thaw cycles.

[www.novusbio.com](http://www.novusbio.com)



[technical@novusbio.com](mailto:technical@novusbio.com)

Protocols, Publications, Related Products, Reviews, Research Tools and Images at:  
[www.novusbio.com/NBP2-50306](http://www.novusbio.com/NBP2-50306)

Updated 10/23/2024 v.20.1

Earn rewards for product  
reviews and publications.

Submit a publication at [www.novusbio.com/publications](http://www.novusbio.com/publications)

Submit a review at [www.novusbio.com/reviews/destination/NBP2-50306](http://www.novusbio.com/reviews/destination/NBP2-50306)



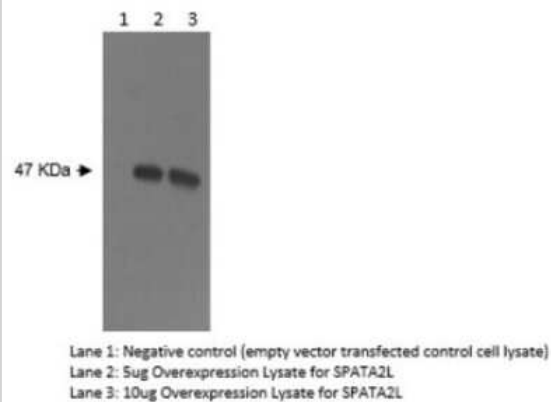
**NBP2-50306**

SPATA2L Antibody (Z2P2D5\*C8) - BSA Free

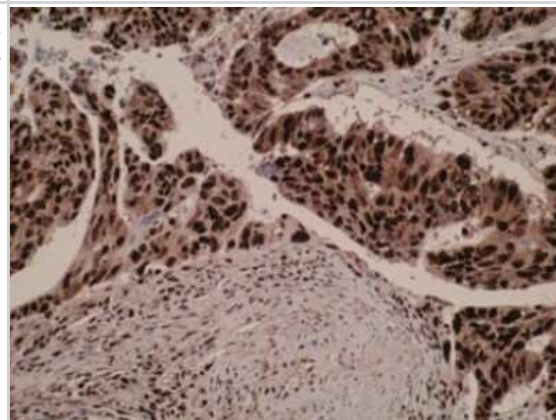
| <b>Product Information</b>         |   |
|------------------------------------|---|
| <b>Unit Size</b>                   | 0.1 ml  |
| <b>Concentration</b>               | 1 mg/ml   |
| <b>Storage</b>                     | Store at 4C short term. Aliquot and store at -20C long term. Avoid freeze-thaw cycles.  |
| <b>Clonality</b>                   | Monoclonal  |
| <b>Clone</b>                       | Z2P2D5*C8   |
| <b>Preservative</b>                | 0.02% Sodium Azide  |
| <b>Isotype</b>                     | IgG1 Kappa  |
| <b>Purity</b>                      | Protein A purified  |
| <b>Buffer</b>                      | PBS   |
| <b>Product Description</b>         |   |
| <b>Host</b>                        | Mouse   |
| <b>Gene ID</b>                     | 124044  |
| <b>Gene Symbol</b>                 | SPATA2L   |
| <b>Species</b>                     | Human   |
| <b>Immunogen</b>                   | Peptide Sequence - LLYNSPGARP   |
| <b>Product Application Details</b> |   |
| <b>Applications</b>                | Western Blot, ELISA, Immunohistochemistry, Immunohistochemistry-Paraffin  |
| <b>Recommended Dilutions</b>       | Western Blot 1:100 - 1:2000, ELISA 1:100 - 1:2000, Immunohistochemistry 1:10 - 1:500, Immunohistochemistry-Paraffin 1:10-1:500                              |
| <b>Application Notes</b>           | Positive control(s): ELISA - Peptide immunogen; WB - SPATA2L overexpression lysate; IHC - formalin-fixed, paraffin-embedded multi tumour tissue microarray. |

## Images

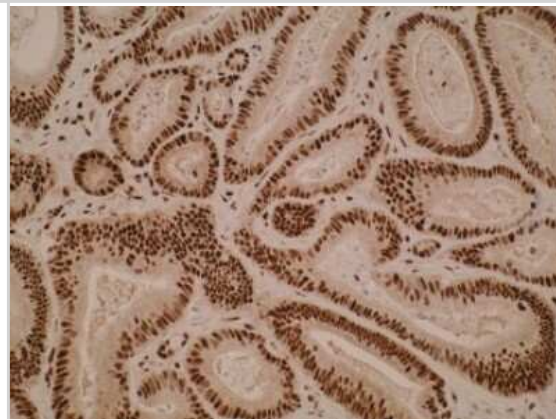
Western Blot: SPATA2L Antibody (Z2P2D5/C8) [NBP2-50306]



Immunohistochemistry-Paraffin: SPATA2L Antibody (Z2P2D5/C8) [NBP2-50306] - Positive immunostaining is observed in colorectal cancer tissue sections and staining is predominately nuclear.



Immunohistochemistry: SPATA2L Antibody (Z2P2D5/C8) [NBP2-50306] - Staining of human colorectal cancer tissue showing showing exclusive strong nuclear staining.





### **Novus Biologicals USA**

10730 E. Briarwood Avenue  
Centennial, CO 80112  
USA  
Phone: 303.730.1950  
Toll Free: 1.888.506.6887  
Fax: 303.730.1966  
nb-customerservice@bio-techne.com

### **Bio-Techne Canada**

21 Canmotor Ave  
Toronto, ON M8Z 4E6  
Canada  
Phone: 905.827.6400  
Toll Free: 855.668.8722  
Fax: 905.827.6402  
canada.inquires@bio-techne.com

### **Bio-Techne Ltd**

19 Barton Lane  
Abingdon Science Park  
Abingdon, OX14 3NB, United Kingdom  
Phone: (44) (0) 1235 529449  
Free Phone: 0800 37 34 15  
Fax: (44) (0) 1235 533420  
info.EMEA@bio-techne.com

### **General Contact Information**

www.novusbio.com  
Technical Support: nb-technical@bio-techne.com  
Orders: nb-customerservice@bio-techne.com  
General: novus@novusbio.com

### **Products Related to NBP2-50306**

---

|                  |   |
|------------------|---|
| HAF007           | Goat anti-Mouse IgG Secondary Antibody [HRP]            |
| NB720-B          | Rabbit anti-Mouse IgG (H+L) Secondary Antibody [Biotin] |
| NBP1-43319-0.5mg | Mouse IgG1 Kappa Isotype Control (P3.6.2.8.1)           |
| NBP2-47265PEP    | SPATA2L Recombinant Protein Antigen                     |

---

### **Limitations**

This product is for research use only and is not approved for use in humans or in clinical diagnosis. Primary Antibodies are guaranteed for 1 year from date of receipt.

For more information on our 100% guarantee, please visit [www.novusbio.com/guarantee](http://www.novusbio.com/guarantee)

Earn gift cards/discounts by submitting a review: [www.novusbio.com/reviews/submit/NBP2-50306](http://www.novusbio.com/reviews/submit/NBP2-50306)

Earn gift cards/discounts by submitting a publication using this product:  
[www.novusbio.com/publications](http://www.novusbio.com/publications)

