

# Product Datasheet

## CD3 Antibody (CA17.2A12) - BSA Free NBP2-49891-0.05mg

Unit Size: 0.05 mg

Store at 4C short term. Aliquot and store at -20C long term. Avoid freeze-thaw cycles.

[www.novusbio.com](http://www.novusbio.com)



[technical@novusbio.com](mailto:technical@novusbio.com)

Protocols, Publications, Related Products, Reviews, Research Tools and Images at:  
[www.novusbio.com/NBP2-49891](http://www.novusbio.com/NBP2-49891)

Updated 2/23/2025 v.20.1

Earn rewards for product  
reviews and publications.

Submit a publication at [www.novusbio.com/publications](http://www.novusbio.com/publications)

Submit a review at [www.novusbio.com/reviews/destination/NBP2-49891](http://www.novusbio.com/reviews/destination/NBP2-49891)



**NBP2-49891-0.05mg**

CD3 Antibody (CA17.2A12) - BSA Free

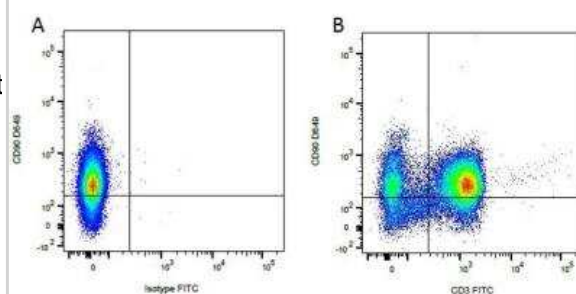
Product Information	
Unit Size	0.05 mg
Concentration	Please see the vial label for concentration. If unlisted please contact technical services.
Storage	Store at 4C short term. Aliquot and store at -20C long term. Avoid freeze-thaw cycles.
Clonality	Monoclonal
Clone	CA17.2A12
Preservative	0.09% Sodium Azide
Isotype	IgG1
Purity	Protein G purified
Buffer	PBS

Product Description	
Host	Mouse
Gene ID	916
Gene Symbol	CD3E
Species	Canine
Immunogen	Affinity enriched TCR/CD3 membrane proteins isolated from thymocytes and the T cell line CLGL-90

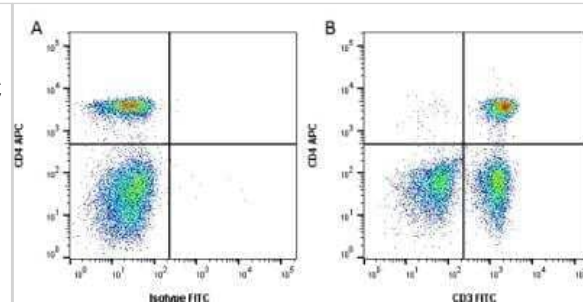
Product Application Details	
Applications	Flow Cytometry, Immunohistochemistry, Immunohistochemistry-Frozen, Immunoprecipitation, Immunofluorescence
Recommended Dilutions	Flow Cytometry 1:25 - 1:50, Immunohistochemistry, Immunoprecipitation, Immunohistochemistry-Frozen, Immunofluorescence

**Images**

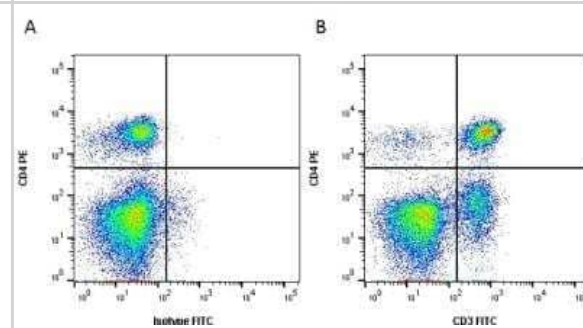
Flow Cytometry: CD3 Antibody (CA17.2A12) [NBP2-49891] - Figure A. Purified Rat anti Canine CD90 detected with Goat anti Rat IgG2a DyLight 649 and Mouse IgG1 FITC isotype control. Figure B. Purified Rat anti Canine CD90 detected with Goat anti Rat IgG2a PE and Mouse anti Canine CD3 FITC.



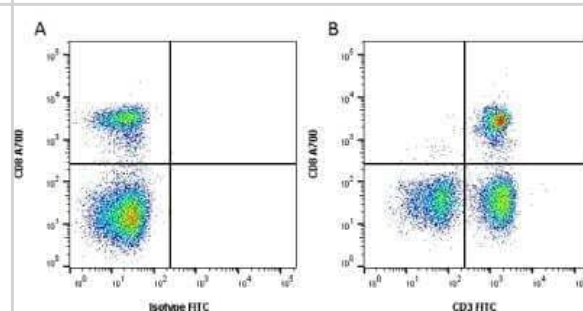
Flow Cytometry: CD3 Antibody (CA17.2A12) [NBP2-49891] - Figure A: APC conjugated rat anti-Canine CD4 and FITC conjugated mouse IgG1 isotype control. Figure B: APC conjugated rat anti-Canine CD4 and FITC conjugated mouse anti-Canine CD3.



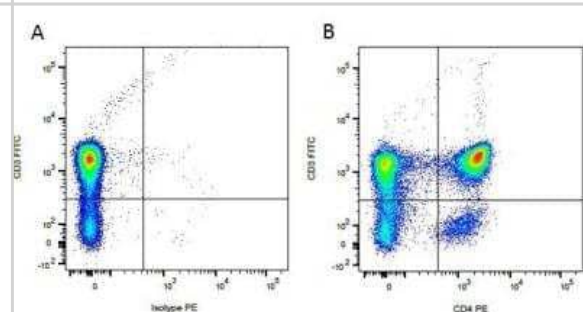
Flow Cytometry: CD3 Antibody (CA17.2A12) [NBP2-49891] - Figure A: RPE conjugated Rat anti-Dog CD4 and Mouse IgG1 isotype control labeled with Goat anti-Mouse FITC. Figure B: RPE conjugated Rat anti-Dog CD4 and Mouse anti-Dog CD3 labeled with Goat anti Mouse DyLight FITC.



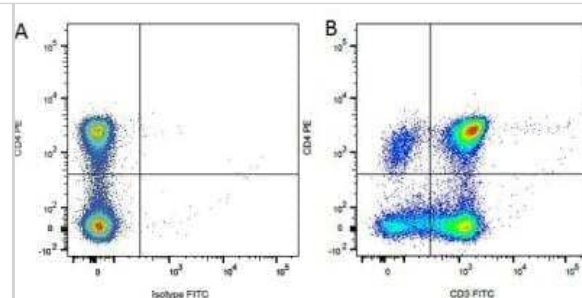
Flow Cytometry: CD3 Antibody (CA17.2A12) [NBP2-49891] - Figure A. Alexa Fluor 700 conjugated Rat anti Canine CD8 and FITC conjugated Mouse IgG1 isotype control. Figure B. Alexa Fluor 700 conjugated Rat anti Canine CD8 and FITC conjugated Mouse anti Canine CD3.



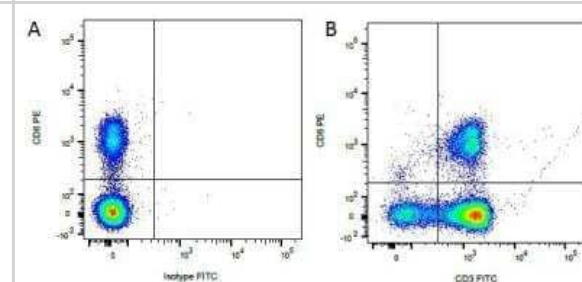
Flow Cytometry: CD3 Antibody (CA17.2A12) [NBP2-49891] - Figure A. FITC conjugated Mouse anti Canine CD3 and RPE conjugated Rat IgG2a isotype control. Figure B. FITC conjugated Mouse anti Canine CD3 and RPE conjugated Rat anti Canine CD4.



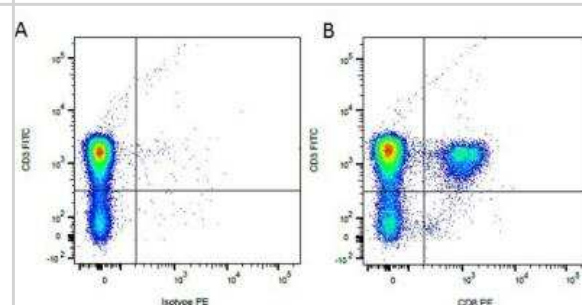
Flow Cytometry: CD3 Antibody (CA17.2A12) [NBP2-49891] - Figure A. RPE conjugated Rat anti Canine CD4 and FITC conjugated Mouse IgG1 isotype control. Figure B. RPE conjugated Rat anti Canine CD4 and FITC conjugated Mouse anti Canine CD3.



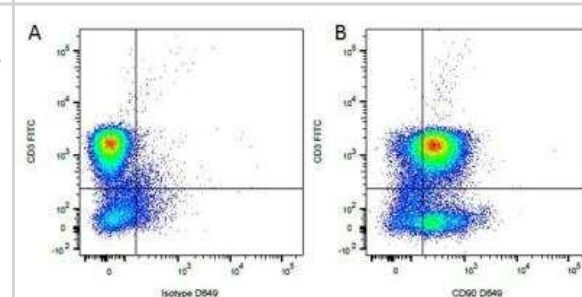
Flow Cytometry: CD3 Antibody (CA17.2A12) [NBP2-49891] - Figure A. RPE conjugated Rat anti Canine CD8 and FITC conjugated Mouse IgG1 isotype control. Figure B. RPE conjugated Rat anti Canine CD8 and FITC conjugated Mouse anti Canine CD3.



Flow Cytometry: CD3 Antibody (CA17.2A12) [NBP2-49891] - Figure A. FITC conjugated Mouse anti Canine CD3 and RPE conjugated Rat IgG1 isotype control. Figure B. FITC conjugated Mouse anti Canine CD3 and RPE conjugated Rat anti Canine CD8.



Flow Cytometry: CD3 Antibody (CA17.2A12) [NBP2-49891] - Figure A. FITC conjugated Mouse anti Canine CD3 and purified Rat IgG2a isotype control detected with Goat anti Rat IgG2a DyLight 649. Figure B. FITC conjugated Mouse anti Canine CD3 and purified Mouse anti Canine CD90 detected with Goat anti Rat IgG2a DyLight 649.





### **Novus Biologicals USA**

10730 E. Briarwood Avenue  
Centennial, CO 80112  
USA  
Phone: 303.730.1950  
Toll Free: 1.888.506.6887  
Fax: 303.730.1966  
nb-customerservice@bio-techne.com

### **Bio-Techne Canada**

21 Canmotor Ave  
Toronto, ON M8Z 4E6  
Canada  
Phone: 905.827.6400  
Toll Free: 855.668.8722  
Fax: 905.827.6402  
canada.inquires@bio-techne.com

### **Bio-Techne Ltd**

19 Barton Lane  
Abingdon Science Park  
Abingdon, OX14 3NB, United Kingdom  
Phone: (44) (0) 1235 529449  
Free Phone: 0800 37 34 15  
Fax: (44) (0) 1235 533420  
info.EMEA@bio-techne.com

### **General Contact Information**

www.novusbio.com  
Technical Support: nb-technical@bio-techne.com  
Orders: nb-customerservice@bio-techne.com  
General: novus@novusbio.com

### **Products Related to NBP2-49891-0.05mg**

---

HAF007	Goat anti-Mouse IgG Secondary Antibody [HRP]
NB720-B	Rabbit anti-Mouse IgG (H+L) Secondary Antibody [Biotin]
NBP1-97005-0.5mg	Mouse IgG1 Isotype Control (MG1)
210-TA-005	TNF-alpha [Unconjugated]

---

### **Limitations**

This product is for research use only and is not approved for use in humans or in clinical diagnosis. Primary Antibodies are guaranteed for 1 year from date of receipt.

For more information on our 100% guarantee, please visit [www.novusbio.com/guarantee](http://www.novusbio.com/guarantee)

Earn gift cards/discounts by submitting a review: [www.novusbio.com/reviews/submit/NBP2-49891](http://www.novusbio.com/reviews/submit/NBP2-49891)

Earn gift cards/discounts by submitting a publication using this product:  
[www.novusbio.com/publications](http://www.novusbio.com/publications)

