

Product Datasheet

alcohol dehydrogenase 5 Antibody - BSA Free NBP2-49350

Unit Size: 0.1 ml

Store at 4C short term. Aliquot and store at -20C long term. Avoid freeze-thaw cycles.

www.novusbio.com



technical@novusbio.com

Publications: 1

Protocols, Publications, Related Products, Reviews, Research Tools and Images at:
www.novusbio.com/NBP2-49350

Updated 2/23/2025 v.20.1

Earn rewards for product
reviews and publications.

Submit a publication at www.novusbio.com/publications

Submit a review at www.novusbio.com/reviews/destination/NBP2-49350



NBP2-49350

alcohol dehydrogenase 5 Antibody - BSA Free

Product Information

| | |
|----------------------|--|
| Unit Size | 0.1 ml |
| Concentration | Concentrations vary lot to lot. See vial label for concentration. If unlisted please contact technical services. |
| Storage | Store at 4C short term. Aliquot and store at -20C long term. Avoid freeze-thaw cycles. |
| Clonality | Polyclonal |
| Preservative | 0.02% Sodium Azide |
| Isotype | IgG |
| Purity | Immunogen affinity purified |
| Buffer | PBS (pH 7.2) and 40% Glycerol |

Product Description

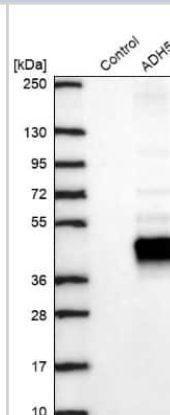
| | |
|--------------------|--|
| Host | Rabbit |
| Gene ID | 128 |
| Gene Symbol | ADH5 |
| Species | Human |
| Immunogen | This antibody was developed against a recombinant protein corresponding to amino acids: GGWKSVESVPKLVSEYMSKKIKVDEFVTHNLSFDEINKAFELMHSGKSI |

Product Application Details

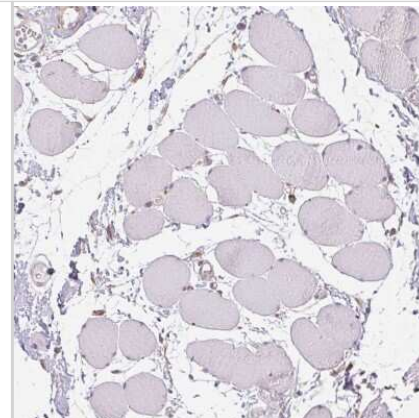
| | |
|------------------------------|---|
| Applications | Western Blot, Simple Western, Immunohistochemistry, Immunohistochemistry-Paraffin |
| Recommended Dilutions | Western Blot 0.04-0.4 ug/ml, Simple Western 1:20, Immunohistochemistry 1:50 - 1:200, Immunohistochemistry-Paraffin 1:50 - 1:200 |
| Application Notes | For IHC-Paraffin, HIER pH 6 retrieval is recommended. Validated in Simple Western (PMID: 32026202) See Simple Western Antibody Database for Simple Western validation: separated by Size |

Images

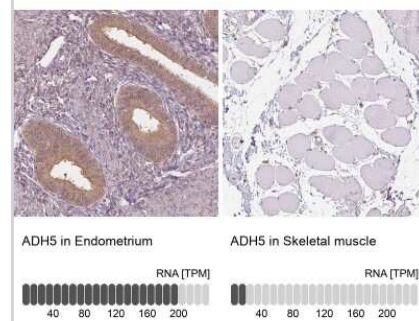
Western Blot: alcohol dehydrogenase 5 Antibody [NBP2-49350] - Analysis in control (vector only transfected HEK293T lysate) and ADH5 over-expression lysate (Co-expressed with a C-terminal myc-DDK tag (3.1 kDa) in mammalian HEK293T cells).



Immunohistochemistry-Paraffin: alcohol dehydrogenase 5 Antibody [NBP2-49350] - Staining of human skeletal muscle shows low positivity in myocytes as expected.



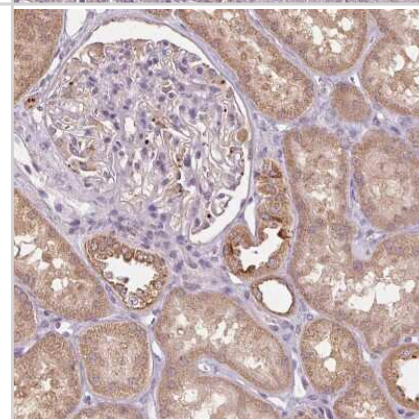
Immunohistochemistry-Paraffin: alcohol dehydrogenase 5 Antibody [NBP2-49350] - Analysis in human endometrium and skeletal muscle tissues. Corresponding ADH5 RNA-seq data are presented for the same tissues.



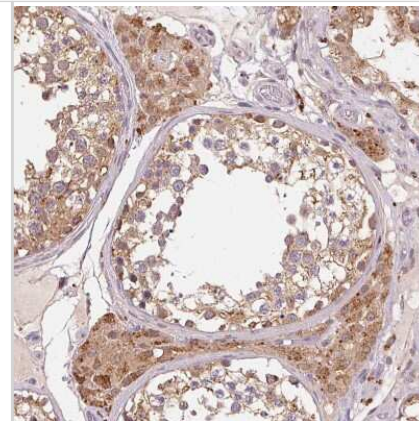
Immunohistochemistry-Paraffin: alcohol dehydrogenase 5 Antibody [NBP2-49350] - Staining of human endometrium shows moderate cytoplasmic positivity in glandular cells.



Immunohistochemistry-Paraffin: alcohol dehydrogenase 5 Antibody [NBP2-49350] - Staining of human kidney shows moderate cytoplasmic positivity in cells in tubules.



Immunohistochemistry-Paraffin: alcohol dehydrogenase 5 Antibody [NBP2-49350] - Staining of human testis shows moderate to strong granular cytoplasmic positivity in Leydig cells.



Publications

Pini, T.; Parks, J.; Russ, J.; Dzieciatkowska, M.; Hansen, K.C.; Schoolcraft, W.B.; Katz-Jaffe, M. Obesity Significantly Alters the Human Sperm Proteome, With Potential Implications for Fertility J Assist Reprod Genet [PMID: 32026202] (Simple Western, Human)



Novus Biologicals USA

10730 E. Briarwood Avenue
Centennial, CO 80112
USA
Phone: 303.730.1950
Toll Free: 1.888.506.6887
Fax: 303.730.1966
nb-customerservice@bio-techne.com

Bio-Techne Canada

21 Canmotor Ave
Toronto, ON M8Z 4E6
Canada
Phone: 905.827.6400
Toll Free: 855.668.8722
Fax: 905.827.6402
canada.inquires@bio-techne.com

Bio-Techne Ltd

19 Barton Lane
Abingdon Science Park
Abingdon, OX14 3NB, United Kingdom
Phone: (44) (0) 1235 529449
Free Phone: 0800 37 34 15
Fax: (44) (0) 1235 533420
info.EMEA@bio-techne.com

General Contact Information

www.novusbio.com
Technical Support: nb-technical@bio-techne.com
Orders: nb-customerservice@bio-techne.com
General: novus@novusbio.com

Products Related to NBP2-49350

| | |
|---------------|---|
| NBP2-49350PEP | alcohol dehydrogenase 5 Recombinant Protein Antigen |
| HAF008 | Goat anti-Rabbit IgG Secondary Antibody [HRP] |
| NB7160 | Goat anti-Rabbit IgG (H+L) Secondary Antibody [HRP] |
| NBP2-24891 | Rabbit IgG Isotype Control |

Limitations

This product is for research use only and is not approved for use in humans or in clinical diagnosis. Primary Antibodies are guaranteed for 1 year from date of receipt.

For more information on our 100% guarantee, please visit www.novusbio.com/guarantee

Earn gift cards/discounts by submitting a review: www.novusbio.com/reviews/submit/NBP2-49350

Earn gift cards/discounts by submitting a publication using this product:
www.novusbio.com/publications

