Product Datasheet

GCDH Antibody - BSA Free

NBP2-48907

Unit Size: 0.1 ml

Store at 4C short term. Aliquot and store at -20C long term. Avoid freeze-thaw cycles.

www.novusbio.com technical@novusbio.com

Protocols, Publications, Related Products, Reviews, Research Tools and Images at:
www.novusbio.com/NBP2-48907

Updated 11/12/2026 v.20.1

Earn rewards for product reviews and publications.
Submit a publication at www.novusbio.com/publications
Submit a review at www.novusbio.com/reviews/destination/NBP2-48907



NBP2-48907

GCDH Antibody - BSA Free

Product Information

Unit Size	0.1 ml
Concentration	Concentrations vary lot to lot. See vial label for concentration. If unlisted please contact technical services.
Storage	Store at 4C short term. Aliquot and store at -20C long term. Avoid freeze-thaw cycles.
Clonality	Polyclonal
Preservative	0.02% Sodium Azide
Isotype	IgG
Purity	Affinity purified
Buffer	PBS (pH 7.2) and 40% Glycerol

Product Description

Host	Rabbit
Gene ID	2639
Gene Symbol	GCDH
Species	Human
Immunogen	This antibody was developed against a recombinant protein corresponding to amino acids: QYALDRMQFGVPLARNQLIQKKLADMLTEITLGLHACLQLGRLKDQDKAAPEM VSLLKRNNCGKALDIARQARDMLGGNGISDEYH

Product Application Details

Applications	Immunohistochemistry, Immunohistochemistry-Paraffin
Recommended Dilutions	Immunohistochemistry 1:20 - 1:50, Immunohistochemistry-Paraffin 1:20 - 1:50
Application Notes	For IHC-Paraffin, HIER pH 6 retrieval is recommended.

Images

Immunohistochemistry-Paraffin: GCDH Antibody [NBP2-48907] - Analysis in human liver and testis tissues using NBP2-48907 antibody. Corresponding GCDH RNA-seq data are presented for the same tissues.

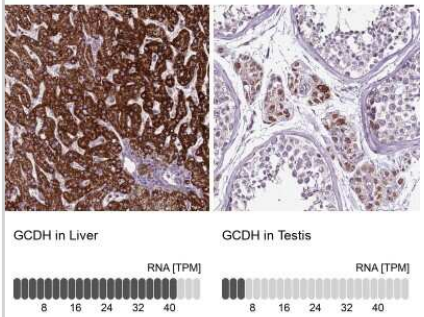

Immunohistochemistry-Paraffin: GCDH Antibody [NBP2-48907] - Staining of human kidney, liver, pancreas and testis using Anti-GCDH antibody NBP2-48907 (A) shows similar protein distribution across tissues to independent antibody NBP2-48549 (B).	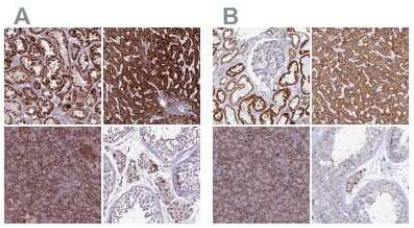
Immunohistochemistry-Paraffin: GCDH Antibody [NBP2-48907] - Staining of human liver shows strong positivity in mitochondria in hepatocytes.	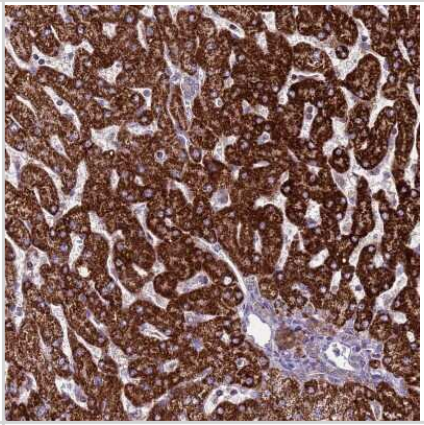
Immunohistochemistry-Paraffin: GCDH Antibody [NBP2-48907] - Staining of human kidney shows moderate to strong positivity in mitochondria in cells in tubules.	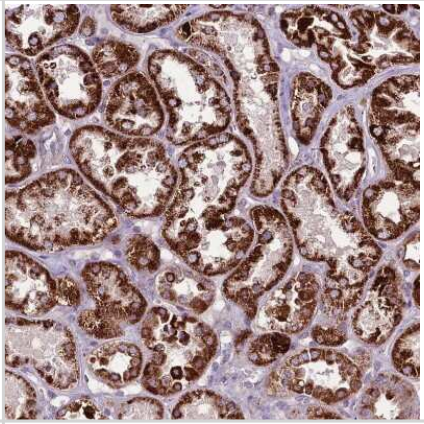
Immunohistochemistry-Paraffin: GCDH Antibody [NBP2-48907] - Staining of human testis shows moderate to strong positivity in mitochondria in Leydig cells.	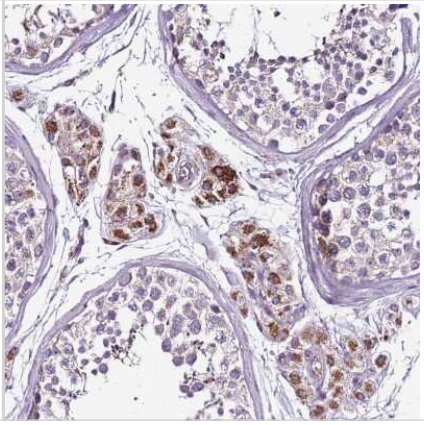

Immunohistochemistry-Paraffin: GCDH Antibody [NBP2-48907] - Staining of human pancreas shows moderate to strong positivity in mitochondria in exocrine glandular cells.

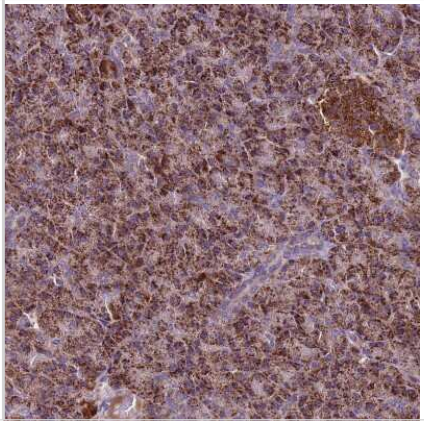

Novus Biologicals USA
10730 E. Briarwood Avenue
Centennial, CO 80112
USA
Phone: 303.730.1950
Toll Free: 1.888.506.6887
Fax: 303.730.1966
nb-customerservice@bio-techne.com

Bio-Techne Canada
21 Canmotor Ave
Toronto, ON M8Z 4E6
Canada
Phone: 905.827.6400
Toll Free: 855.668.8722
Fax: 905.827.6402
canada.inquires@bio-techne.com

Bio-Techne Ltd
19 Barton Lane
Abingdon Science Park
Abingdon, OX14 3NB, United Kingdom
Phone: (44) (0) 1235 529449
Free Phone: 0800 37 34 15
Fax: (44) (0) 1235 533420
info.EMEA@bio-techne.com

General Contact Information
www.novusbio.com
Technical Support: nb-technical@bio-techne.com
Orders: nb-customerservice@bio-techne.com
General: novus@novusbio.com

Products Related to NBP2-48907

NBP2-48907PEP	GCDH Recombinant Protein Antigen
HAF008	Goat anti-Rabbit IgG Secondary Antibody [HRP]
NB7160	Goat anti-Rabbit IgG (H+L) Secondary Antibody [HRP]
NBP2-24891	Rabbit IgG Isotype Control

Limitations

This product is for research use only and is not approved for use in humans or in clinical diagnosis. Primary Antibodies are guaranteed for 1 year from date of receipt.

For more information on our 100% guarantee, please visit www.novusbio.com/guarantee

Earn gift cards/discounts by submitting a review: www.novusbio.com/reviews/submit/NBP2-48907

Earn gift cards/discounts by submitting a publication using this product: www.novusbio.com/publications