

Product Datasheet

Fumarylacetoacetate hydrolase Antibody - BSA Free NBP2-48807

Unit Size: 0.1 ml

Store at 4C short term. Aliquot and store at -20C long term. Avoid freeze-thaw cycles.

www.novusbio.com



technical@novusbio.com

Publications: 1

Protocols, Publications, Related Products, Reviews, Research Tools and Images at:
www.novusbio.com/NBP2-48807

Updated 2/23/2025 v.20.1

Earn rewards for product
reviews and publications.

Submit a publication at www.novusbio.com/publications

Submit a review at www.novusbio.com/reviews/destination/NBP2-48807



NBP2-48807**Fumarylacetoacetate hydrolase Antibody - BSA Free****Product Information**

Unit Size	0.1 ml
Concentration	Concentrations vary lot to lot. See vial label for concentration. If unlisted please contact technical services.
Storage	Store at 4C short term. Aliquot and store at -20C long term. Avoid freeze-thaw cycles.
Clonality	Polyclonal
Preservative	0.02% Sodium Azide
Isotype	IgG
Purity	Immunogen affinity purified
Buffer	PBS (pH 7.2) and 40% Glycerol

Product Description

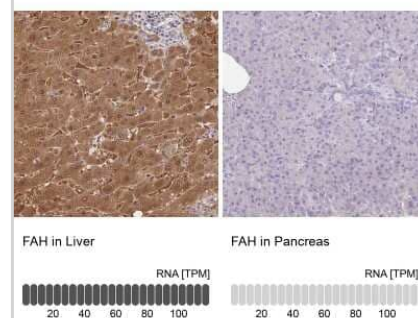
Host	Rabbit
Gene ID	2184
Gene Symbol	FAH
Species	Human
Immunogen	This antibody was developed against a recombinant protein corresponding to amino acids: ACKLLDMELEMAFFVGPGRNLGEPPIPSKAHEHIFGMVLMNDWSARDIQKWEY VPLGPFLGKSFGTTVSPWVVPMDALMPFAVPNPKQDPRPLPYLCHDEPYT

Product Application Details

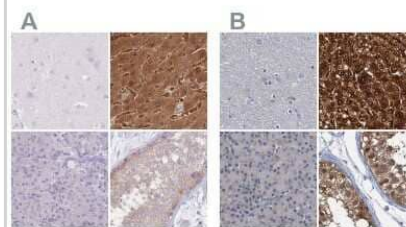
Applications	Western Blot, Immunohistochemistry, Immunohistochemistry-Paraffin
Recommended Dilutions	Western Blot 0.04-0.4 ug/ml, Immunohistochemistry 1:200 - 1:500, Immunohistochemistry-Paraffin 1:200 - 1:500
Application Notes	For IHC-Paraffin, HIER pH 6 retrieval is recommended.

Images

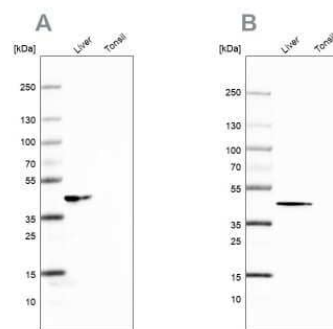
Immunohistochemistry-Paraffin: Fumarylacetoacetate hydrolase Antibody [NBP2-48807] - Staining in human liver and pancreas tissues using anti-FAH antibody. Corresponding FAH RNA-seq data are presented for the same tissues.



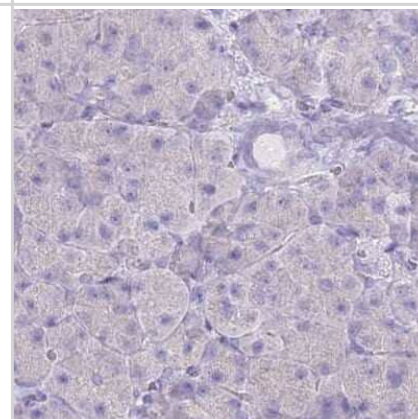
Immunohistochemistry-Paraffin: Fumarylacetoacetate hydrolase Antibody [NBP2-48807] - Staining of human cerebral cortex, liver, pancreas and testis using Anti-FAH antibody NBP2-48807 (A) shows similar protein distribution across tissues to independent antibody NBP2-48736 (B).



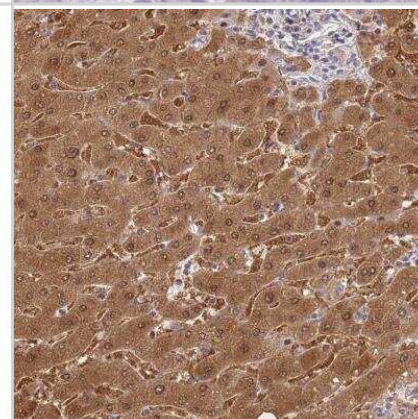
Western Blot: Fumarylacetoacetate hydrolase Antibody [NBP2-48807] - Analysis using Anti-FAH antibody NBP2-48807 (A) shows similar pattern to independent antibody NBP2-48736 (B).



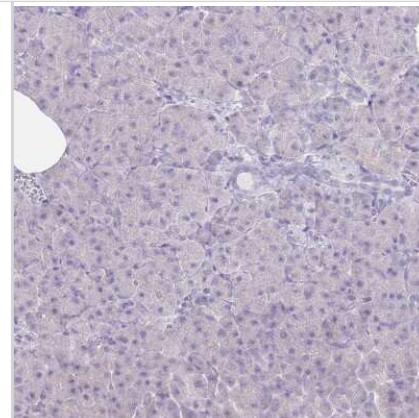
Immunohistochemistry-Paraffin: Fumarylacetoacetate hydrolase Antibody [NBP2-48807] - Staining of human pancreas using Anti-FAH antibody NBP2-48807.



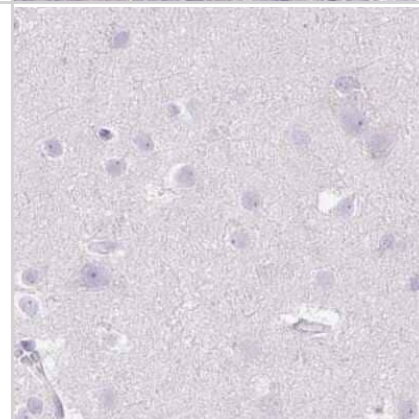
Immunohistochemistry-Paraffin: Fumarylacetoacetate hydrolase Antibody [NBP2-48807] - Staining of human liver shows strong cytoplasmic and nuclear positivity in hepatocytes.



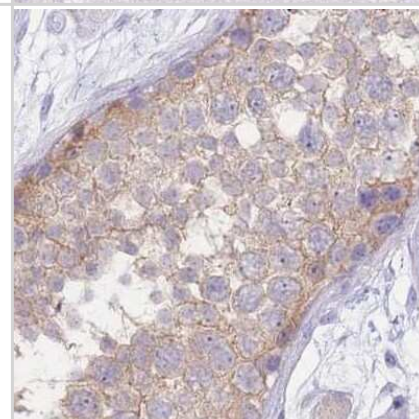
Immunohistochemistry-Paraffin: Fumarylacetoacetate hydrolase Antibody [NBP2-48807] - Staining of human pancreas shows low expression as expected.



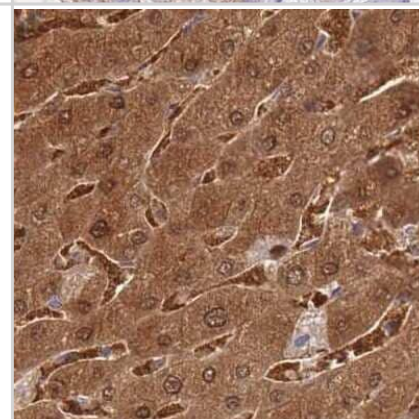
Immunohistochemistry-Paraffin: Fumarylacetoacetate hydrolase Antibody [NBP2-48807] - Staining of human cerebral cortex.



Immunohistochemistry-Paraffin: Fumarylacetoacetate hydrolase Antibody [NBP2-48807] - Staining of human testis.



Immunohistochemistry-Paraffin: Fumarylacetoacetate hydrolase Antibody [NBP2-48807] - Staining of human liver using Anti-FAH antibody NBP2-48807.



Publications

Guo R, Sun X, Wang F et Al. Engineered IscB-?RNA system with improved base editing efficiency for disease correction via single AAV delivery in mice Cell Rep 2024-11-13 [PMID: 39541214]



Novus Biologicals USA

10730 E. Briarwood Avenue
Centennial, CO 80112
USA
Phone: 303.730.1950
Toll Free: 1.888.506.6887
Fax: 303.730.1966
nb-customerservice@bio-techne.com

Bio-Techne Canada

21 Canmotor Ave
Toronto, ON M8Z 4E6
Canada
Phone: 905.827.6400
Toll Free: 855.668.8722
Fax: 905.827.6402
canada.inquires@bio-techne.com

Bio-Techne Ltd

19 Barton Lane
Abingdon Science Park
Abingdon, OX14 3NB, United Kingdom
Phone: (44) (0) 1235 529449
Free Phone: 0800 37 34 15
Fax: (44) (0) 1235 533420
info.EMEA@bio-techne.com

General Contact Information

www.novusbio.com
Technical Support: nb-technical@bio-techne.com
Orders: nb-customerservice@bio-techne.com
General: novus@novusbio.com

Products Related to NBP2-48807

NBP2-48807PEP	Fumarylacetoacetate hydrolase Recombinant Protein Antigen
HAF008	Goat anti-Rabbit IgG Secondary Antibody [HRP]
NB7160	Goat anti-Rabbit IgG (H+L) Secondary Antibody [HRP]
NBP2-24891	Rabbit IgG Isotype Control

Limitations

This product is for research use only and is not approved for use in humans or in clinical diagnosis. Primary Antibodies are guaranteed for 1 year from date of receipt.

For more information on our 100% guarantee, please visit www.novusbio.com/guarantee

Earn gift cards/discounts by submitting a review: www.novusbio.com/reviews/submit/NBP2-48807

Earn gift cards/discounts by submitting a publication using this product:
www.novusbio.com/publications

