

Product Datasheet

beta 2-Microglobulin Antibody (B2M/961) - IHC-Prediluted NBP2-48345

Unit Size: 7 ml

Store at 4C.

www.novusbio.com



technical@novusbio.com

Protocols, Publications, Related Products, Reviews, Research Tools and Images at:
www.novusbio.com/NBP2-48345

Updated 10/23/2024 v.20.1

Earn rewards for product
reviews and publications.

Submit a publication at www.novusbio.com/publications

Submit a review at www.novusbio.com/reviews/destination/NBP2-48345



NBP2-48345

beta 2-Microglobulin Antibody (B2M/961) - IHC-Prediluted

Product Information	
Unit Size	7 ml
Concentration	Please see the vial label for concentration. If unlisted please contact technical services.
Storage	Store at 4C.
Clonality	Monoclonal
Clone	B2M/961
Preservative	0.05% Sodium Azide
Isotype	IgG2b Kappa
Purity	Protein A or G purified
Buffer	10 mM PBS with 0.05% BSA
Target Molecular Weight	12 kDa

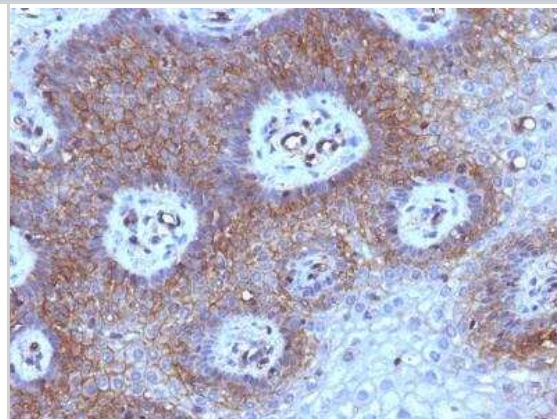
Product Description	
Description	The prediluted antibody does not require any mixing, dilution, reconstitution, or titration; the antibody is ready-to-use and optimized for staining.
Host	Mouse
Gene ID	567
Gene Symbol	B2M
Species	Human, Primate
Reactivity Notes	Human and non-human primates.
Marker	Renal Failure & Tumor Marker
Specificity/Sensitivity	Recognizes a protein of 12kDa, identified as beta-2 microglobulin. Major histocompatibility complex (MHC) class 1 molecules bind to antigens for presentation on the surface of cells. The proteasome is responsible for producing these antigens from the components of foreign pathogens. MHC class 1 molecules consist of an alpha heavy chain that contains three subdomains (alpha1, alpha2, alpha3) and a non-covalent associating light chain, known as beta-2-Microglobulin. Beta-2-Microglobulin associates with the alpha3 subdomain of the alpha heavy chain and forms an immunoglobulin domain-like structure that mediates proper folding and expression of MHC class 1 molecules. The alpha1 and alpha2 domains of the alpha heavy chain form the peptide antigen-binding cleft. Mutations in the beta-2-Microglobulin gene can enhance the progression of malignant melanoma phenotypes.
Immunogen	Full length recombinant human beta 2-Microglobulin protein (Uniprot: P61769)

Product Application Details	
Applications	Immunohistochemistry, Immunohistochemistry-Paraffin
Recommended Dilutions	Immunohistochemistry, Immunohistochemistry-Paraffin
Application Notes	Immunohistochemistry (Formalin-fixed): 1-2ug/ml for 30 minutes at RT. Staining of formalin-fixed tissues requires heating tissue sections in 10mM Tris with 1mM EDTA, pH 9.0, for 45 min at 95C followed by cooling at RT for 20 minutes. Optimal dilution for a specific application should be determined.

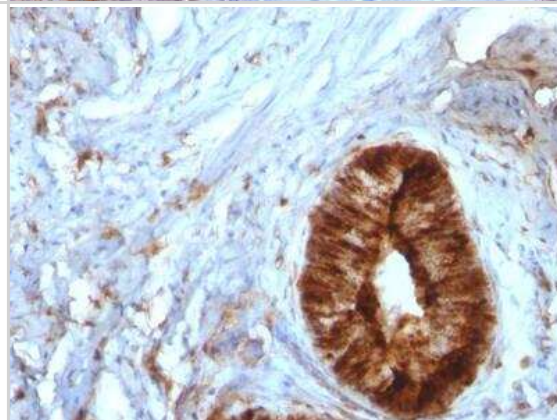


Images

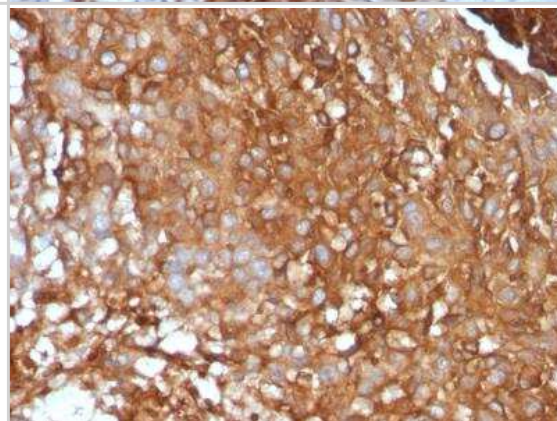
Immunohistochemistry-Paraffin: beta 2-Microglobulin Antibody (B2M/961) - IHC-Prediluted [NBP2-48345] - Formalin-fixed, paraffin-embedded human Cervical Carcinoma stained with Beta-2-Microglobulin Mouse Monoclonal Antibody (B2M/961).



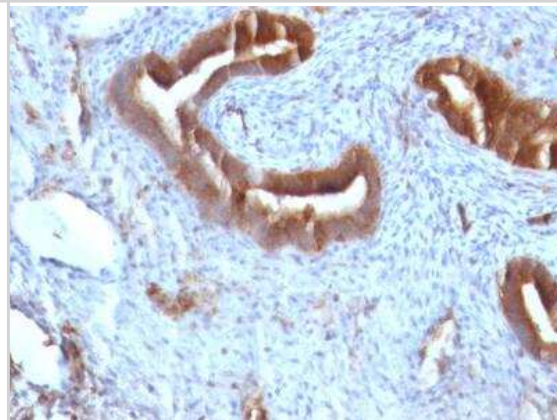
Immunohistochemistry-Paraffin: beta 2-Microglobulin Antibody (B2M/961) - IHC-Prediluted [NBP2-48345] - Formalin-fixed, paraffin-embedded human Cervical Carcinoma stained with Beta-2-Microglobulin Mouse Monoclonal Antibody (B/961).



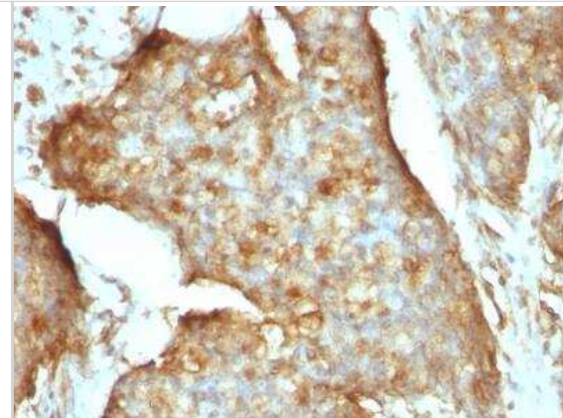
Immunohistochemistry-Paraffin: beta 2-Microglobulin Antibody (B2M/961) - IHC-Prediluted [NBP2-48345] - Formalin-fixed, paraffin-embedded human Melanoma stained with Beta-2-Microglobulin Mouse Monoclonal Antibody (B2M/961).



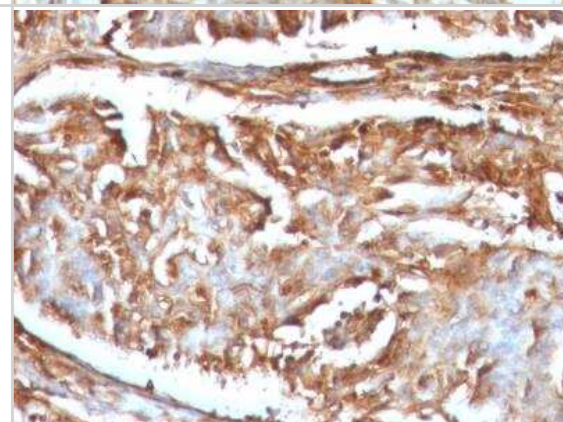
Immunohistochemistry-Paraffin: beta 2-Microglobulin Antibody (B2M/961) - IHC-Prediluted [NBP2-48345] - Formalin-fixed, paraffin-embedded human Endometrial Carcinoma stained with Beta-2-Microglobulin Mouse Monoclonal Antibody (B2M/961).



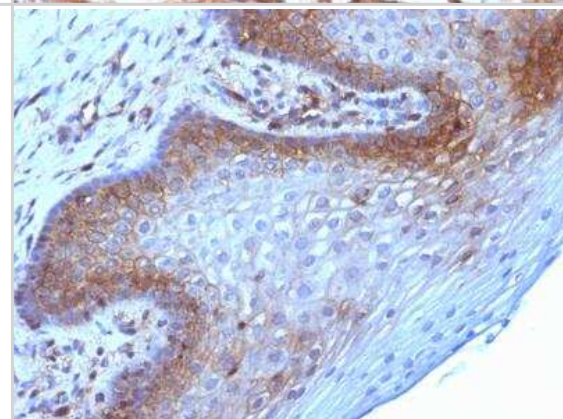
Immunohistochemistry-Paraffin: beta 2-Microglobulin Antibody (B2M/961) - IHC-Prediluted [NBP2-48345] - Formalin-fixed, paraffin-embedded human Gastric Carcinoma stained with Beta-2-Microglobulin Mouse Monoclonal Antibody (B2M/961).



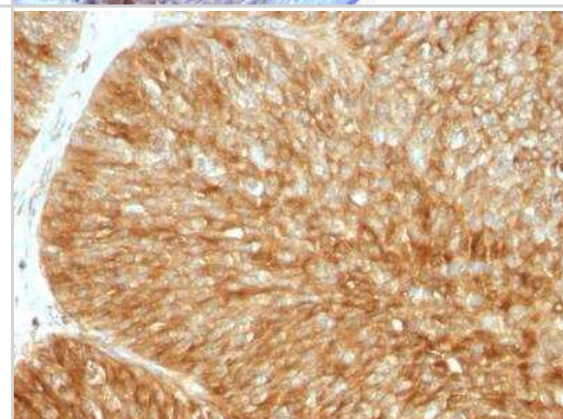
Immunohistochemistry-Paraffin: beta 2-Microglobulin Antibody (B2M/961) - IHC-Prediluted [NBP2-48345] - Formalin-fixed, paraffin-embedded human Renal Cell Carcinoma stained with Beta-2-Microglobulin Mouse Monoclonal Antibody (B2M/961).



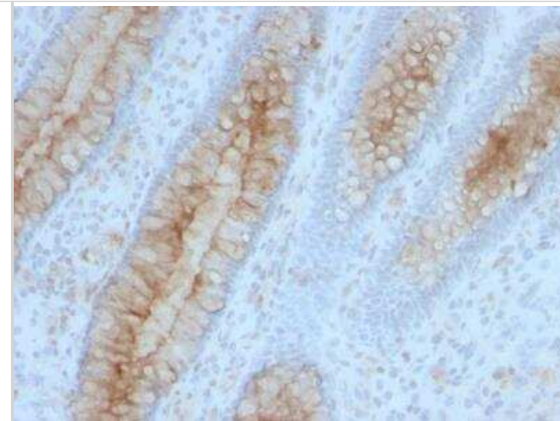
Immunohistochemistry-Paraffin: beta 2-Microglobulin Antibody (B2M/961) - IHC-Prediluted [NBP2-48345] - Formalin-fixed, paraffin-embedded human Cervical Carcinoma stained with Beta-2-Microglobulin Mouse Monoclonal Antibody (B2M/961).



Immunohistochemistry-Paraffin: beta 2-Microglobulin Antibody (B2M/961) - IHC-Prediluted [NBP2-48345] - Formalin-fixed, paraffin-embedded human Bladder Carcinoma stained with Beta-2-Microglobulin Mouse Monoclonal Antibody (B2M/961).



Immunohistochemistry-Paraffin: beta 2-Microglobulin Antibody (B2M/961) - IHC-Prediluted [NBP2-48345] - Formalin-fixed, paraffin-embedded human Colon Carcinoma stained with Beta-2-Microglobulin Mouse Monoclonal Antibody (B2M/961).





Novus Biologicals USA

10730 E. Briarwood Avenue
Centennial, CO 80112
USA
Phone: 303.730.1950
Toll Free: 1.888.506.6887
Fax: 303.730.1966
nb-customerservice@bio-techne.com

Bio-Techne Canada

21 Canmotor Ave
Toronto, ON M8Z 4E6
Canada
Phone: 905.827.6400
Toll Free: 855.668.8722
Fax: 905.827.6402
canada.inquires@bio-techne.com

Bio-Techne Ltd

19 Barton Lane
Abingdon Science Park
Abingdon, OX14 3NB, United Kingdom
Phone: (44) (0) 1235 529449
Free Phone: 0800 37 34 15
Fax: (44) (0) 1235 533420
info.EMEA@bio-techne.com

General Contact Information

www.novusbio.com
Technical Support: nb-technical@bio-techne.com
Orders: nb-customerservice@bio-techne.com
General: novus@novusbio.com

Products Related to NBP2-48345

HAF007	Goat anti-Mouse IgG Secondary Antibody [HRP]
NB720-B	Rabbit anti-Mouse IgG (H+L) Secondary Antibody [Biotin]
NBP1-43317-0.5mg	Mouse IgG2b Kappa Light Chain Isotype Control (MG2b)
NBP1-50840-0.01mg	Recombinant Human beta 2-Microglobulin His Protein

Limitations

This product is for research use only and is not approved for use in humans or in clinical diagnosis. Primary Antibodies are guaranteed for 1 year from date of receipt.

For more information on our 100% guarantee, please visit www.novusbio.com/guarantee

Earn gift cards/discounts by submitting a review: www.novusbio.com/reviews/submit/NBP2-48345

Earn gift cards/discounts by submitting a publication using this product:
www.novusbio.com/publications

