

Product Datasheet

Cytokeratin 19 Antibody (KRT19/800) - IHC-Prediluted NBP2-48095

Unit Size: 7 ml

Store at 4C.

www.novusbio.com



technical@novusbio.com

Protocols, Publications, Related Products, Reviews, Research Tools and Images at:
www.novusbio.com/NBP2-48095

Updated 10/23/2024 v.20.1

Earn rewards for product
reviews and publications.

Submit a publication at www.novusbio.com/publications

Submit a review at www.novusbio.com/reviews/destination/NBP2-48095



NBP2-48095

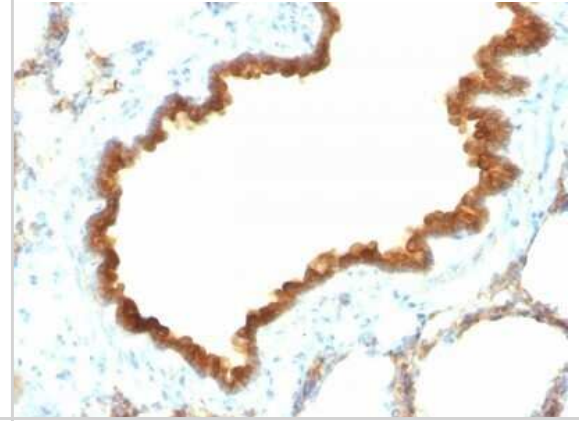
Cytokeratin 19 Antibody (KRT19/800) - IHC-Prediluted

Product Information	
Unit Size	7 ml
Concentration	Please see the vial label for concentration. If unlisted please contact technical services.
Storage	Store at 4C.
Clonality	Monoclonal
Clone	KRT19/800
Preservative	0.05% Sodium Azide
Isotype	IgG1 Kappa
Purity	Protein A or G purified
Buffer	10 mM PBS with 0.05% BSA
Target Molecular Weight	40 kDa
Product Description	
Description	The prediluted antibody does not require any mixing, dilution, reconstitution, or titration; the antibody is ready-to-use and optimized for staining.
Host	Mouse
Gene ID	3880
Gene Symbol	KRT19
Species	Human, Mouse, Rat
Marker	Pancreatic Stem Cell Marker
Specificity/Sensitivity	Recognizes a protein of 40kDa, identified as cytokeratin-19 (CK19), which is expressed in sweat gland, mammary gland ductal and secretory cells, bile ducts, gastrointestinal tract, bladder urothelium, oral epithelia, esophagus, and ectocervical epithelium. Anti-CK19 reacts with a wide variety of epithelial malignancies including adenocarcinomas of the colon, stomach, pancreas, biliary tract, liver, and breast. Perhaps the most useful application is the identification of thyroid carcinoma of the papillary type, although 50%-60% of follicular carcinomas are also labeled. Anti-CK19 is a useful marker for detection of tumor cells in lymph nodes, peripheral blood, bone marrow and breast cancer.
Immunogen	Recombinant full-length human Cytokeratin 19 protein. (Uniprot: P08727)
Product Application Details	
Applications	Immunohistochemistry, Immunohistochemistry-Paraffin
Recommended Dilutions	Immunohistochemistry, Immunohistochemistry-Paraffin
Application Notes	Immunohistochemistry (Formalin-fixed): 1-2ug/ml for 30 minutes at RT. Staining of formalin-fixed tissues requires heating tissue sections in 10mM Tris with 1mM EDTA, pH 9.0, for 45 min at 95C followed by cooling at RT for 20 minutes. Optimal dilution for a specific application should be determined.



Images

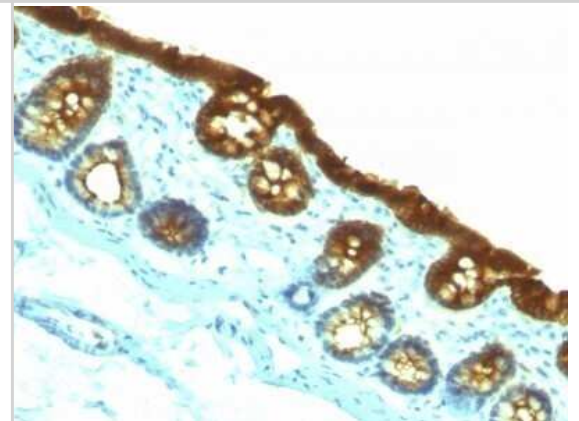
Immunohistochemistry-Paraffin: Cytokeratin 19 Antibody (KRT19/800) - IHC-Prediluted [NBP2-48095] - Rat Lung stained with Cytokeratin 19 Monoclonal Antibody (KRT19/800)



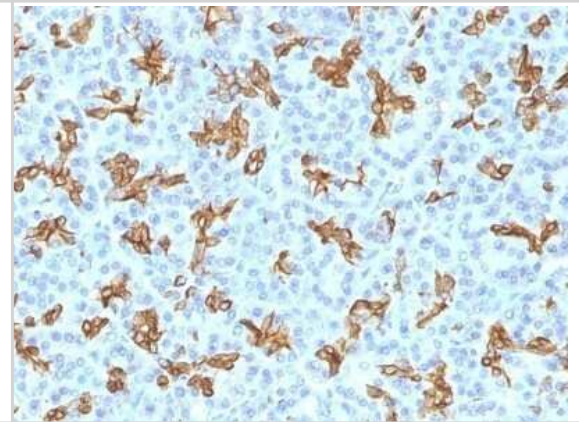
Immunohistochemistry-Paraffin: Cytokeratin 19 Antibody (KRT19/800) - IHC-Prediluted [NBP2-48095] - Human Endometrial Carcinoma stained with Cytokeratin 19 Monoclonal Antibody (KRT19/800)



Immunohistochemistry-Paraffin: Cytokeratin 19 Antibody (KRT19/800) - IHC-Prediluted [NBP2-48095] - Rat Colon stained with Cytokeratin 19 Monoclonal Antibody (KRT19/800)



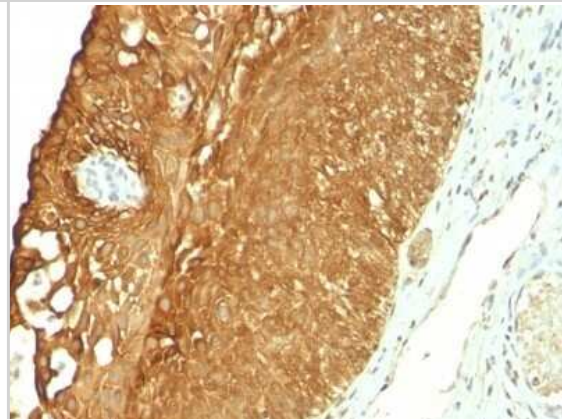
Immunohistochemistry-Paraffin: Cytokeratin 19 Antibody (KRT19/800) - IHC-Prediluted [NBP2-48095] - Human Pancreas stained with Cytokeratin 19 Monoclonal Antibody (KRT19/800)



Immunohistochemistry-Paraffin: Cytokeratin 19 Antibody (KRT19/800) - IHC-Prediluted [NBP2-48095] - Rat Stomach stained with Cytokeratin 19 Monoclonal Antibody (KRT19/800)



Immunohistochemistry-Paraffin: Cytokeratin 19 Antibody (KRT19/800) - IHC-Prediluted [NBP2-48095] - Human Cervical Carcinoma stained with Cytokeratin 19 Monoclonal Antibody (KRT19/800)





Novus Biologicals USA

10730 E. Briarwood Avenue
Centennial, CO 80112
USA
Phone: 303.730.1950
Toll Free: 1.888.506.6887
Fax: 303.730.1966
nb-customerservice@bio-techne.com

Bio-Techne Canada

21 Canmotor Ave
Toronto, ON M8Z 4E6
Canada
Phone: 905.827.6400
Toll Free: 855.668.8722
Fax: 905.827.6402
canada.inquires@bio-techne.com

Bio-Techne Ltd

19 Barton Lane
Abingdon Science Park
Abingdon, OX14 3NB, United Kingdom
Phone: (44) (0) 1235 529449
Free Phone: 0800 37 34 15
Fax: (44) (0) 1235 533420
info.EMEA@bio-techne.com

General Contact Information

www.novusbio.com
Technical Support: nb-technical@bio-techne.com
Orders: nb-customerservice@bio-techne.com
General: novus@novusbio.com

Products Related to NBP2-48095

HAF007	Goat anti-Mouse IgG Secondary Antibody [HRP]
NB720-B	Rabbit anti-Mouse IgG (H+L) Secondary Antibody [Biotin]
NBP1-43319-0.5mg	Mouse IgG1 Kappa Isotype Control (P3.6.2.8.1)
NBP1-78278PEP	Cytokeratin 19 Antibody Blocking Peptide

Limitations

This product is for research use only and is not approved for use in humans or in clinical diagnosis. Primary Antibodies are guaranteed for 1 year from date of receipt.

For more information on our 100% guarantee, please visit www.novusbio.com/guarantee

Earn gift cards/discounts by submitting a review: www.novusbio.com/reviews/submit/NBP2-48095

Earn gift cards/discounts by submitting a publication using this product:
www.novusbio.com/publications

