

# Product Datasheet

## Chromogranin A Antibody (CGA/413) - IHC-Prediluted NBP2-48081

Unit Size: 7 ml

Store at 4C.

[www.novusbio.com](http://www.novusbio.com)



[technical@novusbio.com](mailto:technical@novusbio.com)

Protocols, Publications, Related Products, Reviews, Research Tools and Images at:  
[www.novusbio.com/NBP2-48081](http://www.novusbio.com/NBP2-48081)

Updated 10/23/2024 v.20.1

Earn rewards for product  
reviews and publications.

Submit a publication at [www.novusbio.com/publications](http://www.novusbio.com/publications)

Submit a review at [www.novusbio.com/reviews/destination/NBP2-48081](http://www.novusbio.com/reviews/destination/NBP2-48081)



**NBP2-48081****Chromogranin A Antibody (CGA/413) - IHC-Prediluted**

<b>Product Information</b>	
<b>Unit Size</b>	7 ml
<b>Concentration</b>	Please see the vial label for concentration. If unlisted please contact technical services.
<b>Storage</b>	Store at 4C.
<b>Clonality</b>	Monoclonal
<b>Clone</b>	CGA/413
<b>Preservative</b>	0.05% Sodium Azide
<b>Isotype</b>	IgG2b Kappa
<b>Purity</b>	Protein A or G purified
<b>Buffer</b>	10 mM PBS with 0.05% BSA

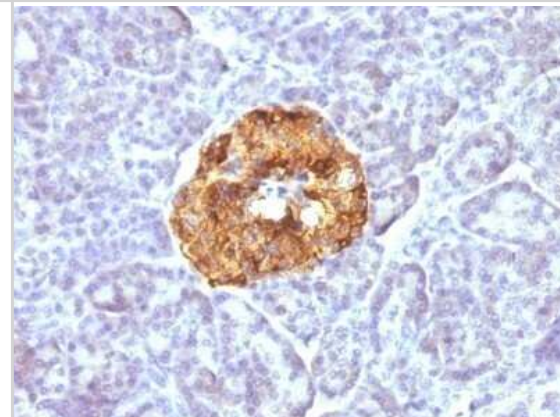
<b>Product Description</b>	
<b>Description</b>	The prediluted antibody does not require any mixing, dilution, reconstitution, or titration; the antibody is ready-to-use and optimized for staining.
<b>Host</b>	Mouse
<b>Gene ID</b>	1113
<b>Gene Symbol</b>	CHGA
<b>Species</b>	Human, Rat (Negative)
<b>Reactivity Notes</b>	Does not react with Rat.
<b>Marker</b>	Neuroendocrine Marker
<b>Immunogen</b>	Recombinant full-length human Chromogranin A protein (Uniprot: P10645)

<b>Product Application Details</b>	
<b>Applications</b>	Immunohistochemistry, Immunohistochemistry-Paraffin
<b>Recommended Dilutions</b>	Immunohistochemistry, Immunohistochemistry-Paraffin
<b>Application Notes</b>	Immunohistochemistry (Formalin-fixed): 0.25-0.5ug/ml for 30 minutes at RT. Staining of formalin-fixed tissues requires heating tissue sections in 10mM Tris with 1mM EDTA, pH 9.0, for 45 min at 95C followed by cooling at RT for 20 minutes. Optimal dilution for a specific application should be determined.

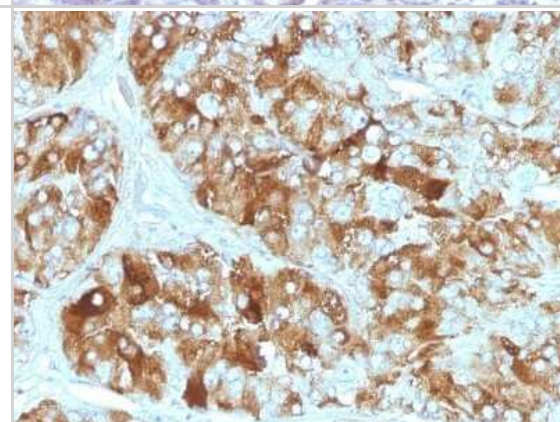


**Images**

Immunohistochemistry-Paraffin: Chromogranin A Antibody (CGA/413) - IHC-Prediluted [NBP2-48081] - Human Pancreas stained with Chromogranin A Monoclonal Antibody (CGA/413)



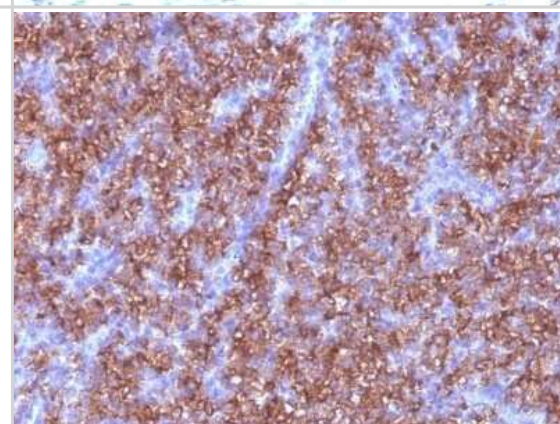
Immunohistochemistry-Paraffin: Chromogranin A Antibody (CGA/413) - IHC-Prediluted [NBP2-48081] - Human Adrenal Gland stained with Chromogranin A Monoclonal Antibody (CGA/413)



Immunohistochemistry-Paraffin: Chromogranin A Antibody (CGA/413) - IHC-Prediluted [NBP2-48081] - Human Pheochromocytoma stained with Chromogranin A Monoclonal Antibody (CGA/413)



Immunohistochemistry-Paraffin: Chromogranin A Antibody (CGA/413) - IHC-Prediluted [NBP2-48081] - Human Parathyroid stained with Chromogranin A Monoclonal Antibody (CGA/413)





### **Novus Biologicals USA**

10730 E. Briarwood Avenue  
Centennial, CO 80112  
USA  
Phone: 303.730.1950  
Toll Free: 1.888.506.6887  
Fax: 303.730.1966  
nb-customerservice@bio-techne.com

### **Bio-Techne Canada**

21 Canmotor Ave  
Toronto, ON M8Z 4E6  
Canada  
Phone: 905.827.6400  
Toll Free: 855.668.8722  
Fax: 905.827.6402  
canada.inquires@bio-techne.com

### **Bio-Techne Ltd**

19 Barton Lane  
Abingdon Science Park  
Abingdon, OX14 3NB, United Kingdom  
Phone: (44) (0) 1235 529449  
Free Phone: 0800 37 34 15  
Fax: (44) (0) 1235 533420  
info.EMEA@bio-techne.com

### **General Contact Information**

www.novusbio.com  
Technical Support: nb-technical@bio-techne.com  
Orders: nb-customerservice@bio-techne.com  
General: novus@novusbio.com

### **Products Related to NBP2-48081**

---

HAF007	Goat anti-Mouse IgG Secondary Antibody [HRP]
NB720-B	Rabbit anti-Mouse IgG (H+L) Secondary Antibody [Biotin]
NBP1-43317-0.5mg	Mouse IgG2b Kappa Light Chain Isotype Control (MG2b)
NBP2-61453-10ug	Recombinant Human Chromogranin A His Protein

---

### **Limitations**

This product is for research use only and is not approved for use in humans or in clinical diagnosis. Primary Antibodies are guaranteed for 1 year from date of receipt.

For more information on our 100% guarantee, please visit [www.novusbio.com/guarantee](http://www.novusbio.com/guarantee)

Earn gift cards/discounts by submitting a review: [www.novusbio.com/reviews/submit/NBP2-48081](http://www.novusbio.com/reviews/submit/NBP2-48081)

Earn gift cards/discounts by submitting a publication using this product:  
[www.novusbio.com/publications](http://www.novusbio.com/publications)

