

Product Datasheet

H1F0 Antibody (1415-1) - IHC-Prediluted NBP2-48078

Unit Size: 7 ml

Store at 4C.

www.novusbio.com



technical@novusbio.com

Protocols, Publications, Related Products, Reviews, Research Tools and Images at:
www.novusbio.com/NBP2-48078

Updated 10/23/2024 v.20.1

Earn rewards for product
reviews and publications.

Submit a publication at www.novusbio.com/publications

Submit a review at www.novusbio.com/reviews/destination/NBP2-48078



NBP2-48078

H1F0 Antibody (1415-1) - IHC-Prediluted

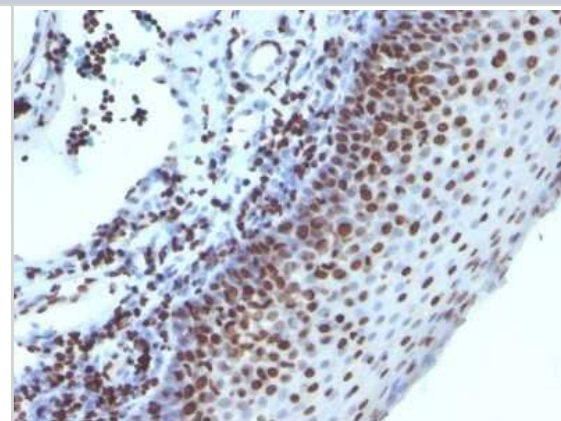
Product Information	
Unit Size	7 ml
Concentration	Please see the vial label for concentration. If unlisted please contact technical services.
Storage	Store at 4C.
Clonality	Monoclonal
Clone	1415-1
Preservative	0.05% Sodium Azide
Isotype	IgG2a Kappa
Purity	Protein A or G purified
Buffer	10 mM PBS with 0.05% BSA
Target Molecular Weight	30 kDa

Product Description	
Description	The prediluted antibody does not require any mixing, dilution, reconstitution, or titration; the antibody is ready-to-use and optimized for staining.
Host	Mouse
Gene ID	3005
Gene Symbol	H1-0
Species	Human, Mouse, Rat
Marker	Pan Nuclear Marker
Immunogen	Nuclei of human leukemia biopsy cells

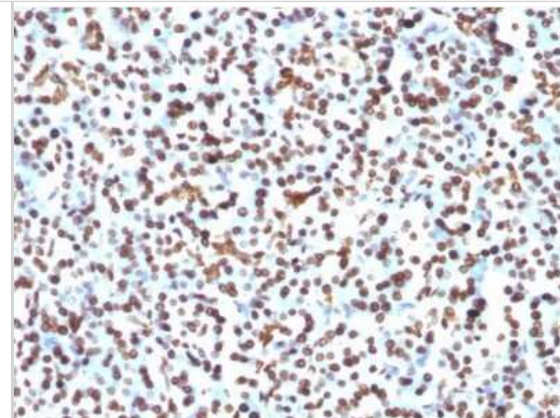
Product Application Details	
Applications	Immunohistochemistry, Immunohistochemistry-Paraffin
Recommended Dilutions	Immunohistochemistry, Immunohistochemistry-Paraffin
Application Notes	Immunohistochemistry (Formalin-fixed): 1-2ug/ml for 30 minutes at RT. Staining of formalin-fixed tissues requires heating tissue sections in 10mM Tris with 1mM EDTA, pH 9.0, for 45 min at 95C followed by cooling at RT for 20 minutes. Optimal dilution for a specific application should be determined.

Images

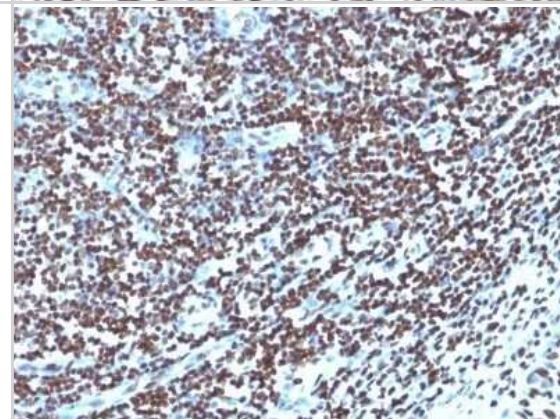
Immunohistochemistry-Paraffin: H1F0 Antibody (1415-1) - IHC-Prediluted [NBP2-48078] - Human Tonsil stained with H1F0 antibody (1415-1) - IHC-Prediluted



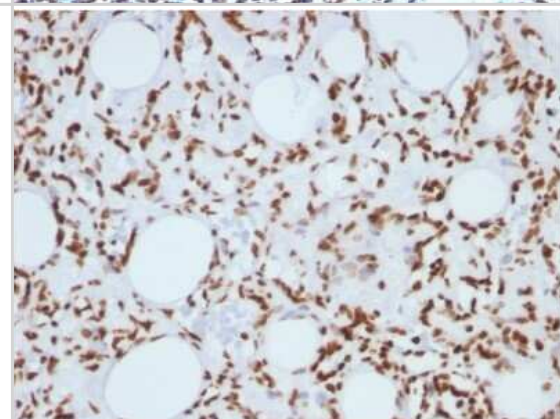
Immunohistochemistry-Paraffin: H1F0 Antibody (1415-1) - IHC-Prediluted [NBP2-48078] - Formalin-fixed, paraffin-embedded human Pancreas stained with H1F0 antibody (1415-1) - IHC-Prediluted



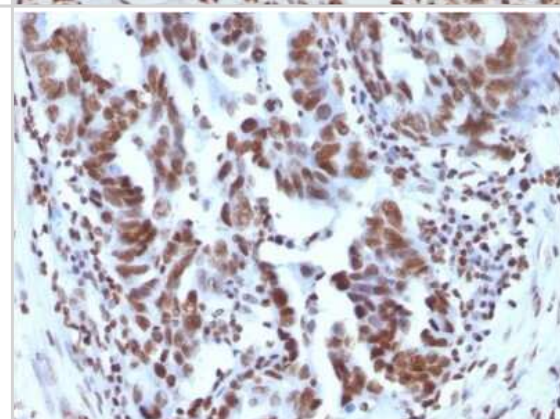
Immunohistochemistry-Paraffin: H1F0 Antibody (1415-1) - IHC-Prediluted [NBP2-48078] - Human Tonsil stained with Histone H1 Monoclonal antibody (1415-1)



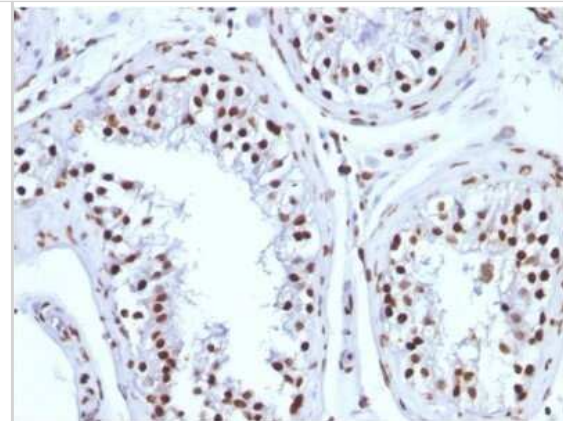
Immunohistochemistry-Paraffin: H1F0 Antibody (1415-1) - IHC-Prediluted [NBP2-48078] - Formalin-fixed, paraffin-embedded human Angiosarcoma stained with H1F0 antibody (1415-1) - IHC-Prediluted



Immunohistochemistry-Paraffin: H1F0 Antibody (1415-1) - IHC-Prediluted [NBP2-48078] - Formalin-fixed, paraffin-embedded human Ovarian Carcinoma stained with H1F0 antibody (1415-1) - IHC-Prediluted



Immunohistochemistry-Paraffin: H1F0 Antibody (1415-1) - IHC-Prediluted [NBP2-48078] - Formalin-fixed, paraffin-embedded human Testicular Carcinoma stained with H1F0 antibody (1415-1) - IHC-Prediluted





Novus Biologicals USA

10730 E. Briarwood Avenue
Centennial, CO 80112
USA
Phone: 303.730.1950
Toll Free: 1.888.506.6887
Fax: 303.730.1966
nb-customerservice@bio-techne.com

Bio-Techne Canada

21 Canmotor Ave
Toronto, ON M8Z 4E6
Canada
Phone: 905.827.6400
Toll Free: 855.668.8722
Fax: 905.827.6402
canada.inquires@bio-techne.com

Bio-Techne Ltd

19 Barton Lane
Abingdon Science Park
Abingdon, OX14 3NB, United Kingdom
Phone: (44) (0) 1235 529449
Free Phone: 0800 37 34 15
Fax: (44) (0) 1235 533420
info.EMEA@bio-techne.com

General Contact Information

www.novusbio.com
Technical Support: nb-technical@bio-techne.com
Orders: nb-customerservice@bio-techne.com
General: novus@novusbio.com

Products Related to NBP2-48078

HAF007	Goat anti-Mouse IgG Secondary Antibody [HRP]
NB720-B	Rabbit anti-Mouse IgG (H+L) Secondary Antibody [Biotin]
NBP1-96981-0.5mg	Mouse IgG2a Kappa Isotype Control (M2AK)
H00003005-Q01-10ug	Recombinant Human H1F0 GST (N-Term) Protein

Limitations

This product is for research use only and is not approved for use in humans or in clinical diagnosis. Primary Antibodies are guaranteed for 1 year from date of receipt.

For more information on our 100% guarantee, please visit www.novusbio.com/guarantee

Earn gift cards/discounts by submitting a review: www.novusbio.com/reviews/submit/NBP2-48078

Earn gift cards/discounts by submitting a publication using this product:
www.novusbio.com/publications

