

Product Datasheet

Cytokeratin 19 Antibody (KRT19/799) - Azide and BSA Free NBP2-47945-0.1mg

Unit Size: 0.1 mg

Store at -20 to -80C. Avoid freeze-thaw cycles.

www.novusbio.com



technical@novusbio.com

Protocols, Publications, Related Products, Reviews, Research Tools and Images at:
www.novusbio.com/NBP2-47945

Updated 10/23/2024 v.20.1

Earn rewards for product reviews and publications.

Submit a publication at www.novusbio.com/publications

Submit a review at www.novusbio.com/reviews/destination/NBP2-47945



NBP2-47945-0.1mg

Cytokeratin 19 Antibody (KRT19/799) - Azide and BSA Free

Product Information	
Unit Size	0.1 mg
Concentration	1.0 mg/ml
Storage	Store at -20 to -80C. Avoid freeze-thaw cycles.
Clonality	Monoclonal
Clone	KRT19/799
Preservative	No Preservative
Isotype	IgG2a Lambda
Purity	Protein A or G purified
Buffer	10 mM PBS
Target Molecular Weight	40 kDa

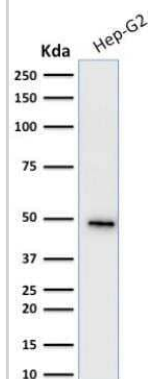
Product Description	
Description	1.0 mg/ml of antibody purified from Bioreactor Concentrate by Protein A/G. Prepared in 10mM PBS WITHOUT BSA & azide. Also available at 200 ug/ml WITH BSA & azide (NBP2-44826). Antibody with azide - store at 2 to 8C. Antibody without azide - store at -20 to -80C.
Host	Mouse
Gene ID	3880
Gene Symbol	KRT19
Species	Human
Marker	Pancreatic Stem Cell Marker
Specificity/Sensitivity	Recognizes a protein of 40kDa, identified as cytokeratin-19 (CK19), which is expressed in sweat gland, mammary gland ductal and secretory cells, bile ducts, gastrointestinal tract, bladder urothelium, oral epithelia, esophagus, and ectocervical epithelium. Anti-CK19 reacts with a wide variety of epithelial malignancies including adenocarcinomas of the colon, stomach, pancreas, biliary tract, liver, and breast. Perhaps the most useful application is the identification of thyroid carcinoma of the papillary type, although 50%-60% of follicular carcinomas are also labeled. Anti-CK19 is a useful marker for detection of tumor cells in lymph nodes, peripheral blood, bone marrow and breast cancer.
Immunogen	Recombinant human Cytokeratin 19 protein (Uniprot: P08727)

Product Application Details	
Applications	Western Blot, Flow Cytometry, Immunocytochemistry/ Immunofluorescence, Immunohistochemistry, Immunohistochemistry-Paraffin, CyTOF-ready, Immunofluorescence
Recommended Dilutions	Western Blot, Flow Cytometry 0.5 - 1 ug/million cells in 0.1 ml, Immunohistochemistry, Immunocytochemistry/ Immunofluorescence, Immunohistochemistry-Paraffin 0.5 - 1.0 ug/ml, Immunofluorescence 1 - 2 ug/ml, CyTOF-ready
Application Notes	Immunohistochemistry (Formalin-fixed): 1-2ug/ml for 30 min at RT. Staining of formalin-fixed tissues requires heating tissue sections in 10mM Tris with 1mM EDTA, pH 9.0, for 45 min at 95C followed by cooling at RT for 20 minutes. Optimal dilution for a specific application should be determined.

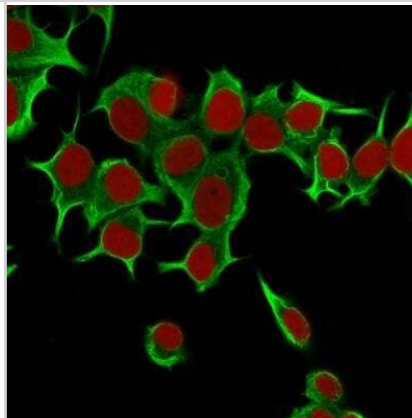


Images

Western Blot: Cytokeratin 19 Antibody (KRT19/799) - Azide and BSA Free [NBP2-47945] - Hep-G2 cell lysate using Cytokeratin 19 Mouse Monoclonal Antibody (KRT19/799).



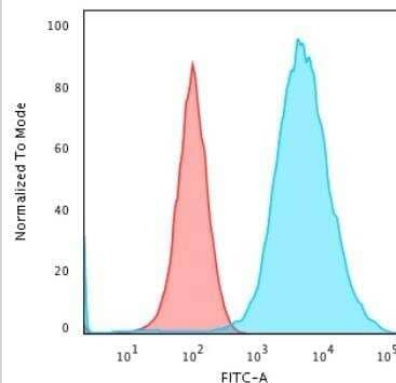
Immunocytochemistry/Immunofluorescence: Cytokeratin 19 Antibody (KRT19/799) - Azide and BSA Free [NBP2-47945] - MCF-7 cells labeling Cytokeratin 19 with Cytokeratin 19 Mouse Monoclonal Antibody (KRT19/799) Conjugated with CF488 (Green). The nuclear counterstain is Reddot (Red).



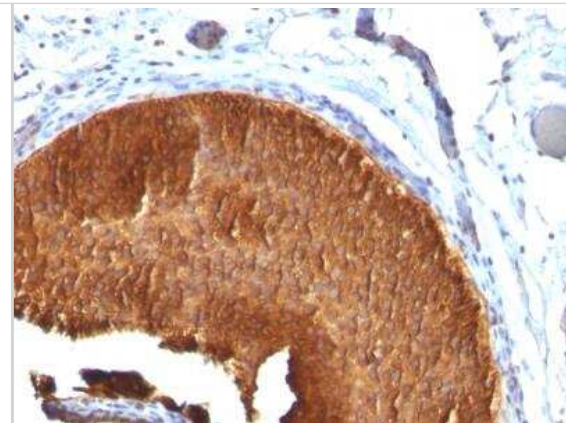
Immunohistochemistry-Paraffin: Cytokeratin 19 Antibody (KRT19/799) - Azide and BSA Free [NBP2-47945] - Human Endometrial Carcinoma stained with Cytokeratin 19 Mouse Monoclonal Antibody (KRT19/799).



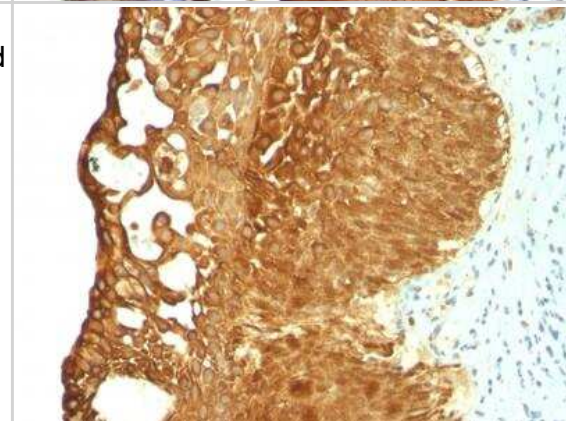
Flow Cytometry: Cytokeratin 19 Antibody (KRT19/799) - Azide and BSA Free [NBP2-47945] - MeOH-fixed MCF-7 cells using Cytokeratin 19 Mouse Monoclonal Antibody (KRT19/799) followed by Goat anti-Mouse IgG-CF488 (Blue); Isotype Control (Red).



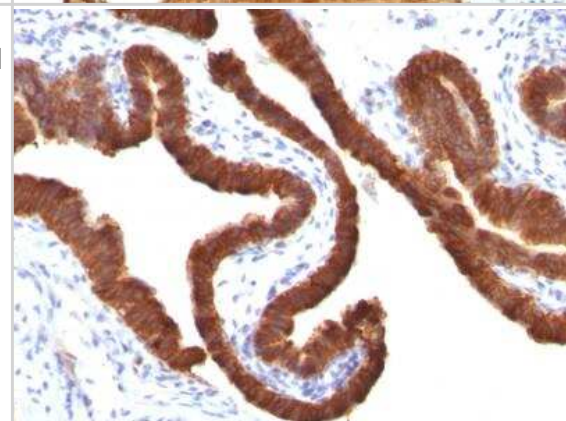
Immunohistochemistry-Paraffin: Cytokeratin 19 Antibody (KRT19/799) - Azide and BSA Free [NBP2-47945] - Human Bladder Carcinoma stained with Cytokeratin 19 Mouse Monoclonal Antibody (KRT19/799).



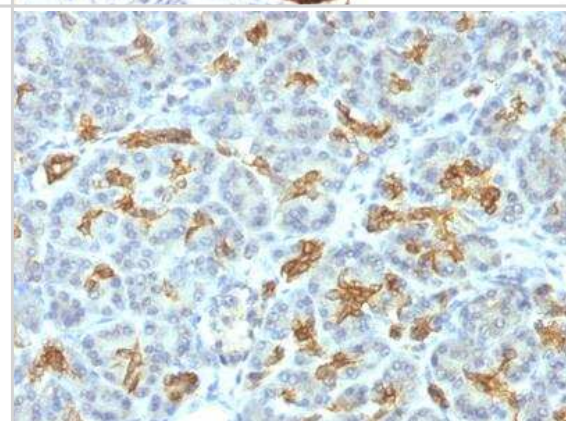
Immunohistochemistry-Paraffin: Cytokeratin 19 Antibody (KRT19/799) - Azide and BSA Free [NBP2-47945] - Human Cervical Carcinoma stained with Cytokeratin 19 Mouse Monoclonal Antibody (KRT19/799).



Immunohistochemistry-Paraffin: Cytokeratin 19 Antibody (KRT19/799) - Azide and BSA Free [NBP2-47945] - Human Ovarian Carcinoma stained with Cytokeratin 19 Mouse Monoclonal Antibody (KRT19/799).



Immunohistochemistry-Paraffin: Cytokeratin 19 Antibody (KRT19/799) - Azide and BSA Free [NBP2-47945] - Human Pancreas stained with Cytokeratin 19 Mouse Monoclonal Antibody (KRT19/799).





Novus Biologicals USA

10730 E. Briarwood Avenue
Centennial, CO 80112
USA
Phone: 303.730.1950
Toll Free: 1.888.506.6887
Fax: 303.730.1966
nb-customerservice@bio-techne.com

Bio-Techne Canada

21 Canmotor Ave
Toronto, ON M8Z 4E6
Canada
Phone: 905.827.6400
Toll Free: 855.668.8722
Fax: 905.827.6402
canada.inquires@bio-techne.com

Bio-Techne Ltd

19 Barton Lane
Abingdon Science Park
Abingdon, OX14 3NB, United Kingdom
Phone: (44) (0) 1235 529449
Free Phone: 0800 37 34 15
Fax: (44) (0) 1235 533420
info.EMEA@bio-techne.com

General Contact Information

www.novusbio.com
Technical Support: nb-technical@bio-techne.com
Orders: nb-customerservice@bio-techne.com
General: novus@novusbio.com

Products Related to NBP2-47945-0.1mg

HAF007	Goat anti-Mouse IgG Secondary Antibody [HRP]
NB720-B	Rabbit anti-Mouse IgG (H+L) Secondary Antibody [Biotin]
NBP1-78278PEP	Cytokeratin 19 Antibody Blocking Peptide
1129-ER-050	ErbB2/Her2 [Unconjugated]

Limitations

This product is for research use only and is not approved for use in humans or in clinical diagnosis. Primary Antibodies are guaranteed for 1 year from date of receipt.

For more information on our 100% guarantee, please visit www.novusbio.com/guarantee

Earn gift cards/discounts by submitting a review: www.novusbio.com/reviews/submit/NBP2-47945

Earn gift cards/discounts by submitting a publication using this product:
www.novusbio.com/publications

