

Product Datasheet

CD34 Antibody (HPCA1/763) - Azide and BSA Free NBP2-47910-0.1mg

Unit Size: 0.1 mg

Store at -20 to -80C. Avoid freeze-thaw cycles.

www.novusbio.com



technical@novusbio.com

Protocols, Publications, Related Products, Reviews, Research Tools and Images at:
www.novusbio.com/NBP2-47910

Updated 10/23/2024 v.20.1

Earn rewards for product
reviews and publications.

Submit a publication at www.novusbio.com/publications

Submit a review at www.novusbio.com/reviews/destination/NBP2-47910



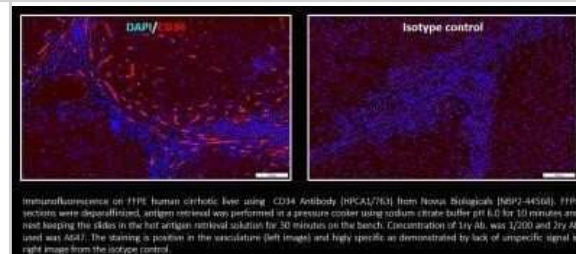
NBP2-47910-0.1mg

CD34 Antibody (HPCA1/763) - Azide and BSA Free

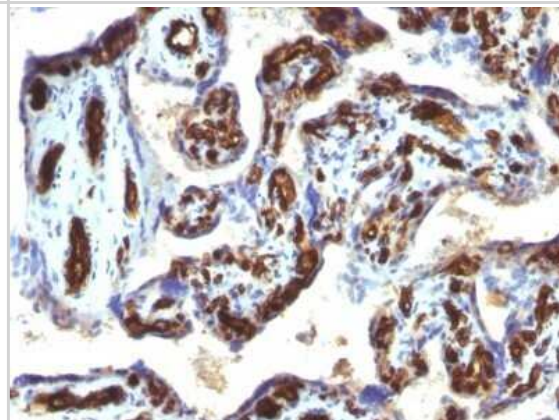
Product Information	
Unit Size	0.1 mg
Concentration	1.0 mg/ml
Storage	Store at -20 to -80C. Avoid freeze-thaw cycles.
Clonality	Monoclonal
Clone	HPCA1/763
Preservative	No Preservative
Isotype	IgG1 Lambda
Purity	Protein A or G purified
Buffer	10 mM PBS
Product Description	
Description	1.0 mg/ml of antibody purified from Bioreactor Concentrate by Protein A/G. Prepared in 10mM PBS WITHOUT BSA. Also available at 200 ug/ml WITH BSA & azide (NBP2-44568). Antibody with azide - store at 2 to 8C.
Host	Mouse
Gene ID	947
Gene Symbol	CD34
Species	Human
Marker	Hematopoietic Stem Cell & Endothelial Marker
Specificity/Sensitivity	This monoclonal antibody recognizes a single chain, transmembrane, heavily glycosylated protein of 90-120kDa, which is identified as CD34. Its expression is a hallmark for identifying pluripotent hematopoietic stem or progenitor cells. Its expression is gradually lost as lineage committed progenitors differentiate. CD34 is a marker of choice for staining blasts in acute myeloid leukemia. In addition, CD34 is expressed by soft tissue tumors, such as solitary fibrous tumor and gastrointestinal stromal tumor. Its expression is also found in vascular endothelium. Additionally, it appears that proliferating endothelial cells express this molecule more than the non-proliferating endothelial cells. Anti-CD34 labels 85% of angiosarcoma and Kaposi sarcoma, but with a lower specificity.
Immunogen	Recombinant full-length human CD34 protein (Uniprot: P28906)
Product Application Details	
Applications	Immunohistochemistry, Immunohistochemistry-Paraffin, Immunofluorescence
Recommended Dilutions	Immunohistochemistry, Immunohistochemistry-Paraffin, Immunofluorescence
Application Notes	Immunohistochemistry (Formalin-fixed): 0.25-0.5ug/ml for 30 minutes at RT. Staining of formalin-fixed tissues requires heating tissue sections in 10mM Tris with 1mM EDTA, pH 9.0, for 45 min at 95C followed by cooling at RT for 20 minutes. Optimal dilution for a specific application should be determined.

Images

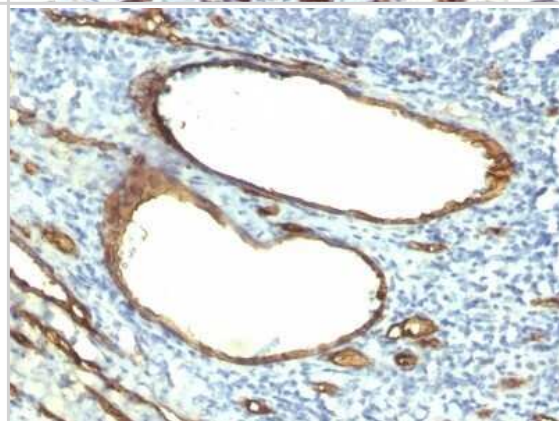
Immunocytochemistry/Immunofluorescence: CD34 Antibody (HPCA1/763) - Azide and BSA Free [NBP2-47910] - This image was submitted via customer review.



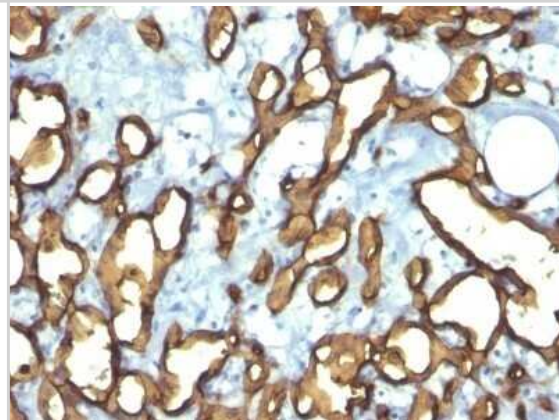
Immunohistochemistry-Paraffin: CD34 Antibody (HPCA1/763) - Azide and BSA Free [NBP2-47910] - Human Placenta stained with CD34 Monoclonal Antibody (HPCA1/763)



Immunohistochemistry-Paraffin: CD34 Antibody (HPCA1/763) - Azide and BSA Free [NBP2-47910] - Human Tonsil stained with CD34 Monoclonal Antibody (HPCA1/763)



Immunohistochemistry-Paraffin: CD34 Antibody (HPCA1/763) - Azide and BSA Free [NBP2-47910] - Human Angiosarcoma stained with CD34 Monoclonal Antibody (HPCA1/763)





Novus Biologicals USA

10730 E. Briarwood Avenue
Centennial, CO 80112
USA
Phone: 303.730.1950
Toll Free: 1.888.506.6887
Fax: 303.730.1966
nb-customerservice@bio-techne.com

Bio-Techne Canada

21 Canmotor Ave
Toronto, ON M8Z 4E6
Canada
Phone: 905.827.6400
Toll Free: 855.668.8722
Fax: 905.827.6402
canada.inquires@bio-techne.com

Bio-Techne Ltd

19 Barton Lane
Abingdon Science Park
Abingdon, OX14 3NB, United Kingdom
Phone: (44) (0) 1235 529449
Free Phone: 0800 37 34 15
Fax: (44) (0) 1235 533420
info.EMEA@bio-techne.com

General Contact Information

www.novusbio.com
Technical Support: nb-technical@bio-techne.com
Orders: nb-customerservice@bio-techne.com
General: novus@novusbio.com

Products Related to NBP2-47910-0.1mg

HAF007	Goat anti-Mouse IgG Secondary Antibody [HRP]
NB720-B	Rabbit anti-Mouse IgG (H+L) Secondary Antibody [Biotin]
NBP1-96982	Mouse IgG1 Lambda Isotype Control (MG1L)
NBP2-22751	Recombinant Human CD34 His Protein

Limitations

This product is for research use only and is not approved for use in humans or in clinical diagnosis. Primary Antibodies are guaranteed for 1 year from date of receipt.

For more information on our 100% guarantee, please visit www.novusbio.com/guarantee

Earn gift cards/discounts by submitting a review: www.novusbio.com/reviews/submit/NBP2-47910

Earn gift cards/discounts by submitting a publication using this product:
www.novusbio.com/publications

